





CANADIAN NEUROLOGICAL SCIENCES FEDERATION

# NEURO NEWS

[cnsf.org](http://cnsf.org)



ANNUAL EDITION 2023

# Message from the CNSF President

Dear all,

We look forward to seeing you in Banff in June. The annual meeting is jammed with new content and learning opportunity, combined with presentation of new clinical science. There will be time to re-connect and re-establish old friendships. Many thanks to Joe Megyesi who has chaired the Scientific Program Committee through the pandemic. Most of the Congress material, i.e. Program, Session outlines and course notes, will be available online throughout the meeting. Be sure to download the CNSF Congress app to your phone to access all electronic media and program content.

I remind you that through the Canadian Neurological Society and the Montreal Neurological Institute, we are the country host for the World Federation of Neurology (WFN) meeting in Montreal in October 2023. Many of you are involved already but we will welcome many of you to become more involved in the fall. Please contact Steve Peters (stevenray.peters@ucalgary.ca) to find out more.

In addition, through the Canadian Stroke Consortium, we are the country host for the World Stroke Conference (WSC), also in October 2023. Similarly, the stroke community is most involved in this effort and many more of you will be able to become more involved and attend in the fall. Please contact Dar Dowlatshahi (ddowlat@toh.ca) to find out more.

I would like to thank all of the CNSF Societies and the CNSF Executive and Board for their engagement and accountability in moving the CNSF forward. The existing board will continue for the next year; I will continue as president for one further year and then turn the reins over to a successor. The Canadian Journal of Neurological Sciences (CJNS), led by Editor-in-Chief, Dr. Robert Chen, continues to have both a rising impact factor and to make a small surplus. With engagement from new member societies in the CNSF it will continue to prosper. The future of the CJNS looks bright.

We are continuing to focus on the mission of expanding the role of the CNSF to represent clinical neurosciences in Canada. We have expanded membership to include the Canadian Association of Neuroscience Nurses for a nominal annual fee, to include the neurophysiology technicians and are working towards agreements for allied members with the Canadian Association of Neuropathology and the Canadian Pain Society. We further encourage each of you to bring your existing colleagues into one of the societies and become part of the organization. We will increasingly make the CNSF the voice of clinical neuroscience in critical areas for advocacy such as health workforce planning, remuneration, insurance, patient access to new drugs, technologies, and procedures and more.

Finally, thanks to the CNSF Secretariat lead by Dan Morin who have shown tremendous adaptability and ongoing success of the CNSF.



Michael D Hill, MD FRCP  
President, CNSF



[cnsf.org/about-cnsf](https://cnsf.org/about-cnsf)



Like us on Facebook:  
[facebook.com/CNSFNeuroLinks](https://facebook.com/CNSFNeuroLinks)



Follow us on Twitter:  
[twitter.com/CNSFNeuroLinks](https://twitter.com/CNSFNeuroLinks)



Follow us on Instagram:  
[instagram.com/cnsfneurolinks](https://instagram.com/cnsfneurolinks)



Follow us on LinkedIn:  
[linkedin.com/company/canadian-neurological-sciences-federation](https://linkedin.com/company/canadian-neurological-sciences-federation)

# CNSF Vision

The improved wellbeing of children and adults with diseases, disorders and injuries of the nervous system and the prevention of these conditions.

## CNSF Mission

To support the neuroscience professions in Canada, and particularly those members of the CNSF Societies, through education, advocacy, membership services and research promotion.

### Notes about the Mission:

- **Education** includes the annual CNSF Congress, The Canadian Journal of Neurological Sciences (CJNS), and all other continuing professional development (CPD) activities.
- **Membership Services** include services delivered to the constituent Societies of the CNSF and their individual members, the research to identify member needs, and other related activities.
- **Advocacy** includes activities such as building public awareness about diseases, disorders and injuries of the nervous system, and advocacy for improved public policy and increased medical research. Such advocacy may be direct or in collaboration with other organizations.

## Strategic Priorities

To ensure the achievement of its Vision and Mission, the CNSF has **three strategic priorities**: Continuing Professional Development, Membership Value, and Advocacy. The **goals** of these three priorities are noted below. Responsibility for expanding and putting these elements into operation has been assigned to one or more of the CNSF constituent societies, committees, or staff.

- 1. Continuing Professional Development:** The **goal** of this priority is to review, refine, improve and expand the overall CNSF CPD plan to meet the evolving needs of Society members while continuing to focus on the CNSF's priorities, i.e. the Congress and the CJNS journal.
- 2. Membership Value:** The **goal** is to build a strong organization that provides value to the constituent Societies and their membership.
- 3. Advocacy:** The **goal** is to increase awareness of the impact and burden of diseases, disorders and injuries of the nervous system in Canada on affected individuals, their families, and communities, and the health-care system. The targets of this priority are the policy-makers at all levels of government, the general public and affiliated health care providers.

## CNSF Values

An organization's values convey those non-negotiable elements in how the mission is implemented in pursuit of the vision. Values mean that outcomes are not the only thing that matters – how outcomes are achieved is also important. Success is not only determined through outcomes, but also through conduct and approach.

**Excellence in Education:** Continuing professional development is a cornerstone of the success of the individual practitioner, the profession, and the member societies. Accordingly, all of the CNSF's educational efforts must reflect excellence in their quality, relevance and delivery.

**Representative and Inclusive:** The CNSF is a Federation of Societies representing diverse and collegial medical professionals with a common focus on diseases, disorders, and injuries of the nervous system. Accordingly, the CNSF must reflect and engage these Societies and their members in how it works and what it does.

**A Strong and Effective Voice:** The well-being of individuals with diseases, disorders, and injuries of the nervous system and, where possible, the prevention of these conditions, comprise an important vision. The work of the member societies and their respective members is also important. The CNSF must advocate with a strong and effective voice knowing that its mission and vision have unique and important value to society.

**Responsible Stewardship:** The CNSF's financial resources are secured from the dues paid by the professionals of its constituent Societies and from commercial sponsors who support its vision and mission. The CNSF has an obligation to the professionals of its constituent Societies to manage these resources wisely, maintain good governance practices, and conform to the standards established by the responsible agencies (e.g. governments, the RCP&SC, provincial and territorial regulatory bodies).

[cnsf.org/about-cnsf](https://cnsf.org/about-cnsf)

# Codman's got you covered.

The global leader in neurosurgery is your one-stop, comprehensive source for proven, market-leading neurosurgical solutions.



AN INTEGRA LIFESCIENCES COMPANY

**Codman®**  
SPECIALTY SURGICAL



# Message from the CNSF CEO

## Finally! Welcome to Banff!

2022 was a good year for the CNSF. We held our first Congress in 3 years, the CJNS journal continued to grow and experience increasing 'impact factor' (thanks to Dr Robert Chen) and we managed to have a small monetary surplus.

A special thanks to Michael Hill who will be leading us for the 3rd year as CNSF President. Michael's dedication and vision has the CNSF embarking on new and rejuvenated initiatives such as Advocacy and Clinical Practice Guidelines and, has us expanding our 'reach' to include as members more Neuroscience organizations and associated organizations such as nurses, technologists and more.

Our volunteer physicians make it all come together and contribute to our success; both at the CNSF and individual Society levels. Members of the CNSF owe a debt of gratitude to their fellow members who take on these vital and sometimes onerous responsibilities. Our CNSF and Society Board members, committee chairs and vice-chairs, and committee members are listed throughout this year's Neuro|News. Why not stop them and say "thanks" for their tireless efforts.

The Congress Scientific Program Committee (SPC), headed by Chair Joseph Megyesi is largely responsible for this year's


Program developed over countless meetings, conference calls and emails. A special thanks to you Joe and to your Committee AND to our many Congress Chairs and Speakers who have worked diligently to develop diverse and expansive sessions for our delegates from all the Neurosciences. It promises to be an outstanding Program to meet your educational needs.

The Secretariat, manned so professionally by Donna, Nicole and Kasandra, do wonderful work to keep the administrative aspects of the Societies, the CNSF and the CJNS Journal on track. They are vital to those aspects; and more. They, too, deserve a great deal of thanks.

On behalf of the Secretariat, our best wishes and thanks for attending this year's Congress. We hope to see and meet with you in person in Banff.



Kindest Regards,



Dan Morin

Chief Executive Officer

Canadian Neurological Sciences Federation

## CNSF at a Glance

- The CNSF's major priorities, as determined by the CNSF Board's Strategic Planning document are: Continuing Professional Development (through the Congress and the CJNS journal); Advocacy and Membership retention and growth.
- The CNSF has four main sources of revenue: Membership dues, Congress registration fees, Journal subscription revenue and Industry sponsorship. All four are vital to our continued success and growth.
- It is very important that our Members renew their membership each year and we hope that each member can recruit others to join. The [benefits of membership](#) page is included in this Neuro|News and a Power Point presentation on "[The CNSF and why you should join](#)" is on our website. [www.cnsf.org](http://www.cnsf.org)
- The Federation has 6 Member Societies and continues to take steps to grow its Neuroscience portfolio.
- The CNSF has four staff, Donna, Nicole, Kasandra, and Dan.
- We 'contract' services to third parties such as Intertask Conferences for the Congress and Cambridge University Press for the CJNS journal.



CANADIAN  
NEUROLOGICAL  
SCIENCES  
FEDERATION  
FÉDÉRATION  
DES SCIENCES  
NEUROLOGIQUES  
DU CANADA



# CNSF Board of Directors 2022–2023



**Michael D Hill**

CNSF President  
CNS, CSC Member



**Kesh Reddy**

CNSF Past President  
CNSS Member



**Tejas Sankar**

CNSF Vice-President  
CNSS Member



**Cecil Hahn**

CNSF Vice-President  
CACN, CSCN Member



**Fraser Moore**

CNSF Vice-President  
CNS, CSCN Member



**Donatella Tampieri**

CNSF Vice-President  
CSNR Member



**Christian Stapf**

CNSF Vice-President  
CSC Member



**Steven Peters**

CNS President



**Alex Henri-Bhargava**

CNS Vice-President



**Dhany Charest**

CNSS President



**John Wong**

CNSS Vice-President



**Juan Pablo Appendino**

CSCN President



**Steven Baker**

CSCN Vice-President



**Michelle Demos**

CACN President



**Michael Esser**

CACN Vice-President



**Rob Sevick**

CSNR President



**Matthias Schmidt**

CSNR Vice-President



**Andrew Demchuk**

CSC Chair

# CNSF Board of Directors 2022–2023



**Ashfaq Shuaib**  
CSC Vice-Chair



**Aleksandra Mineyko**  
CNSF At-Large



**Ian Fleetwood**  
CNSF At-Large



**Cian O'Kelly**  
CNSF PDC Chair  
CNSS Member



**Joseph Megyesi**  
CNSF SPC Chair  
CNSS Member



**Robert Chen**  
CJNS  
Editor-In-Chief  
CNS & CSCN Member



**Jeanne Teitelbaum**  
CNSF Membership  
Committee Chair  
CNS, CSC Member



**Draga Jichici**  
CNSF CPGC Chair  
CNS Member



**Dan Morin**  
CNSF  
Chief Executive officer



**Michael D Hill**  
CNSF Advocacy  
Committee Chair  
CNS, CSC Member



**Shane Arsenault**  
CNS  
Sr. Resident Rep



**Hayley Thornton**  
CNS  
Sr. Resident Rep



**Michael Rizzuto**  
CNSS  
Sr. Resident Rep



**Katherine Tourigny**  
CNSS  
Jr. Resident Rep



**Lindsey Vogt**  
CACN  
Sr. Resident Rep



**Jessie Kulaga-Yoskovitz**  
CACN  
Jr. Resident Rep



**Daniel Duggan**  
CSNR  
Resident Rep



CANADIAN  
NEUROLOGICAL  
SCIENCES  
FEDERATION  
FÉDÉRATION  
DES SCIENCES  
NEUROLOGIQUES  
DU CANADA



# 2022–2023 Society Boards of Directors and Committee Reps

The Canadian Neurological Sciences Federation (CNSF) is comprised of member Societies, representing different specialties of the Neurosciences. Each society has a volunteer Board of Directors.

Special thanks to these dedicated volunteers that served in 2022-2023. Their input of time and experience contributes to the success of their individual Society as well as collectively to CNSF initiatives.

Board member rosters will be updated after each society's AGM in June.



Canadian  
Neurological Society



Société  
canadienne de neurologie

## Canadian Neurological Society (CNS)

CNS President ..... Steven Peters  
CNS Vice President ..... Alex Henri-Bhargava  
CNS Secretary Treasurer ..... Alice Schabas  
CNS Past President ..... Jodie Burton  
Director from Alberta ..... Brian Buck  
Director from Saskatchewan ..... Ilia Poliakov  
Director from Manitoba ..... James Marriott  
Director from Ontario ..... Alex Jahangirvand, Reza Vosoughi  
Director from Quebec ..... Alby Richard  
Director from Newfoundland ..... Linda Magnusson  
Director and CNSF CEO ..... Dan Morin  
Residents' Representatives ..... Shane Arsenault, Hayley Thornton (Jr.)

### CNS Representative(s) on:

CNS Choosing Wisely Campaign ..... Philippe Couillard, Erica McKenzie  
CNSF PDC Committee ..... Alex Henri-Bhargava and Resident Reps  
CNSF SPC Committee ..... Gerald Pfeffer (Vice Chair), Draga Jichici  
and Resident Reps  
CNSF Membership Committee ..... Jeanne Teitelbaum (Chair),  
Steven Peters and Resident Reps  
CNSF Clinical Practice Guidelines Committee ..... Draga Jichici (Chair),  
Jeanne Teitelbaum (Co Chair)  
CNSF Advocacy Committee ..... Michael D Hill (Chair), Steven Peters,  
Fraser Moore, Dylan Blacquiére  
CNSF Board of Directors ..... Steven Peters, Alex Henri-Bhargava,  
Shane Arsenault (Voting), Hayley Thornton



• The Canadian Neurosurgical Society  
• Société canadienne de neurochirurgie

## Canadian Neurosurgical Society (CNSS)

CNSS President ..... Dhany Charest  
CNSS Vice President ..... John Wong  
CNSS Secretary Treasurer ..... Gwynedd Pickett  
CNSS Past President ..... Pat McDonald  
Director from British Columbia ..... Ian Fleetwood  
Director from Alberta ..... Vivek Mehta  
Director from Saskatchewan ..... Luke Hnenny  
Director from Manitoba ..... Colin Kazina  
Director from Ontario ..... Eric Massicotte  
Director from Quebec ..... Louis Crevier  
Director from Newfoundland & Labrador ..... Roger Avery  
Director from New Brunswick ..... Aaron Robichaud  
Director from Nova Scotia ..... Sean Christie  
Director and CNSF CEO ..... Dan Morin  
Residents' Representatives ..... Michael Rizzuto, Katherine Tourigny (Jr.)

### CNSS Representative(s) on:

CNSS Choosing Wisely Campaign ..... Gwynedd Pickett  
CNSF PDC Committee ..... Cian O'Kelly (Chair) and Resident Reps  
CNSF SPC Committee ..... Joseph Megyesi (Chair) and Resident Reps  
CNSF Membership Committee ..... Ian Fleetwood and Resident Reps  
CNSF Clinical Practice Guidelines Committee ..... Joseph Megyesi,  
Tejas Sankar  
CNSF Advocacy Committee ..... Michael Tso, Pat MacDonald  
CNSF Board of Directors ..... Dhany Charest, John Wong  
and Resident Reps  
CNSF Executive Committee ..... Tejas Sankar (CNSF VP)



## Canadian Society of Clinical Neurophysiologists (CSCN)

CSCN President.....Juan Pablo Appendino  
CSCN Vice President.....Steve Baker  
CSCN Secretary Treasurer.....Christine Stables  
CSCN Past President.....Fraser Moore  
EEG Section Chair.....Michelle-Lee Jones  
EEG Section Secretary.....Robyn Whitney  
EEG Chief Examiner.....Marcus Ng  
EMG Section Chair.....Cecile Phan  
EMG Section Secretary.....Dina Namiranian  
EMG Chief Examiner.....Steve McNeil  
Director and CNSF CEO.....Dan Morin

### CSCN Representative(s) on:

CNSF PDC Committee.....Seyed Mirsattari  
CNSF SPC Committee.....Michelle Mezei, Kristen Ikeda  
CNSF Clinical Practice Guidelines Committee..JP Appendino, Steve Baker  
CNSF Advocacy Committee.....Steve Baker, Fraser Moore  
CNSF Board of Directors.....JP Appendino, Steve Baker  
CNSF Executive Committee.....Fraser Moore (CNSF VP)

## Canadian Association of Child Neurology (CACN)

CACN President.....Michelle Demos  
CACN Vice-President.....Michael Esser  
CACN Secretary Treasurer.....Sunita Venkateswaran  
CACN Past President.....Simon Levin  
Director from Western Canada.....Anita Datta  
Director from Central Canada.....Aoife O'Carroll (temp Feb'24) for  
Samantha Marin  
Director from Eastern Canada.....David Dufresne  
Director and CNSF CEO.....Dan Morin  
Residents' Representatives.....Lindsey Vogt, Jessie Kulaga-Yoskovitz (Jr.)

### CACN Representative(s) on:

CACN Education Committee.....David Callen (Chair),  
Sunita Venkateswaran, Alex Mineyko  
CACN Community Practice Pediatric Neurologist.....Dragos Nita,  
Wendy Stewart  
CNSF PDC Committee.....Maryam Nouri and Resident Reps  
CNSF SPC Committee... Hugh McMillan, David Callen and Resident Reps  
CNSF Membership Committee.....David Callen and Resident Reps  
CNSF Clinical Practice Guidelines Committee.....Thilinie Rajapakse  
CNSF Advocacy Committee.....Michael Esser, Elizabeth Donner  
CNSF Board of Directors.....Michelle Demos, Michael Esser  
CNSF Executive Committee.....Cecil Hahn (CNSF VP)

## Canadian Society of Neuroradiologists (CSNR)

CSNR President.....Rob Sevick  
CSNR Vice President.....Matthias Schmidt  
CSNR Secretary Treasurer.....Laila Alshafai  
CNSR Past President.....Donatella Tampieri  
Director from Saskatchewan.....Tasha Ellchuk  
Director from Manitoba.....Jai Jai Shankar  
Director from Ontario.....Timo Krings  
Director from Ontario.....William Miller  
Director and CNSF CEO.....Dan Morin  
Residents' Representative.....Daniel Duggan

### CSNR Representative(s) on:

CSNR Social Media.....Carmen Parra-Farinas  
CSNR Webinar Series.....Jai Jai Shankar, Laila Alshafai  
CSNR CING.....Donatella Tampieri, Jai Jai Shankar  
CSNR ASNR.....Timo Krings  
CSNR Canadian Neuroradiology Course.....Timo Krings  
CSNR CAR.....William Miller  
CNSF PDC Committee.....David Mikulis (Vice Chair) retired Jan'23  
and Resident Rep.  
CNSF SPC Committee.....Jai Jai Shankar and Resident Rep.  
CNSF Membership Committee..Carmen Parra-Farinas and Resident Rep.  
CNSF Clinical Practice Guidelines Committee.....Donatella Tampieri,  
Kathleen Jacobs  
CNSF Advocacy Committee.....William Miller, Jai Jai Shankar  
CNSF Executive Committee.....Donatella Tampieri (CNSF VP)

## Canadian Stroke Consortium (CSC)

Chair.....Andrew Demchuk  
Deputy Chair.....Leanne Casaubon  
Deputy Chair.....Dar Dowlathshi  
Finance Chair.....Alex Thiel  
Past Chair.....Mike Sharma  
Board Member.....Alex Thiel  
Board Member.....Ashkan Shoamanesh  
Board Member.....Dar Dowlathshi  
Board Member.....Dylan Blacquiere  
Board Member.....Jennifer Mandzia  
Board Member.....Leanne Casaubon  
Board Member.....Michael D Hill  
Board Member.....Sashi Perera  
Board Member.....Shelagh Coutts  
Board Member.....Tom Jeerakathil

### CSC Representative(s) on:

CNSF SPC Committee.....Brett Graham, Sashi Perera, Ravinder Singh  
CNSF Clinical Practice Guidelines.....Christian Stapf (CNSF VP)  
CNSF Advocacy Committee.....Adam MacLellan,  
Regan Cooley (CSC Member), Dylan Blacquiere  
CNSF Board Member.....Ashfaq Shuaib (CSC Member)  
CNSF Executive Committee.....Christian Stapf (CNSF VP)

# Benefits of CNSF Membership

## Our Member Societies

CNSF members belong to one, or more, of our Societies:



**Canadian Neurological Society (CNS)**  
[cnsf.org/cns/about-cns](https://cnsf.org/cns/about-cns)



**Canadian Neurosurgical Society (CNSS)**  
[cnsf.org/cnss/about-cnss](https://cnsf.org/cnss/about-cnss)



**Canadian Society of Clinical Neurophysiologists (CSCN)**  
[cnsf.org/cscn/about-cscn](https://cnsf.org/cscn/about-cscn)



**Canadian Association of Child Neurology (CACN)**  
[cnsf.org/cacn/about-cacn](https://cnsf.org/cacn/about-cacn)



**Canadian Society of Neuroradiology (CSNR)**  
[cnsf.org/csnr/about-csnr](https://cnsf.org/csnr/about-csnr)



**Canadian Stroke Consortium (CSC)**  
[cnsf.org/about-csc](https://cnsf.org/about-csc)

## Membership in the Community of Canadian Clinical Neuroscientists

The community of clinical neurologists, neurosurgeons, pediatric neurologists, neurophysiologists and neuroradiologists is a robust and growing family that has made a long-standing, international, and ongoing contribution to clinical neuroscience. The community provides continuing medical education for its members, teaching for residents, students, and clinical fellows. There is strong clinical and discovery-based research in Canada. Networking in this group provides for collaborations across the country, for mutual learning, and the opportunity for training (e.g., fellowships).

## Congress

Our Federation, assisted by the Professional Development and the Scientific Program Committees, hosts a Canadian Congress geared towards the Continuing Professional Development (CPD) learning needs of Neurologists, Neurosurgeons, Pediatric Neurologists, Neurophysiologists, Neuroradiologists and Neuroscientists.

Our Congress is an accredited learning activity; therefore, you earn Maintenance of Certification (MOC) credits.

Gather with your colleagues and friends from across the country.

Learn, Mentor, Share, Teach, Collaborate, Advocate.

**Members attend the [CNSF Congress](#) at a generously discounted registration fee.**

## Society Prize Awards

**Members have the opportunity to win valuable [society prizes](#) by submitting an 'Abstract' to the Congress as well as an 'Expanded Abstract' to the society competitions**

There are multiple first place prizes available to Junior Members or an Active Member within two years of receiving their Royal College certificate. Each valued at approximately **\$2500**.

Winners will be given a designated time to present their work at the CNSF Congress. Prize winners' will be announced in the Neuro|News newsletter, in the Canadian Journal of Neurological Sciences and on the CNSF website.

**\$500** second place prizes and additional subsidiary prizes may be awarded.

## Canadian Journal of Neurological Sciences

The [Canadian Journal of Neurological Sciences](#) (CJNS) is the official publication of our member Societies. The Journal is an internationally recognized, peer reviewed medical journal, published through Cambridge University Press – Cambridge Core.

Members receive an online subscription with exclusive access to the most current year of publication.

CNSF Members submitting an article to the CJNS receive GOLD open access at half price.

## Member Only Information

**Members receive CNSF Neuro|News bi-monthly electronic newsletter featuring:**

- Society and Federation news
- Congress details and updates
- Job postings
- Advocacy items
- Messages from the CNSF and Society Presidents
- CJNS Journal Highlights
- Webinars and other CNSF CME Opportunities
- Continuing Professional Development (CPD) opportunities

**Access to additional information on the [CNSF website](#).**

Our website contains the latest information for our National Specialty Societies and all that the Canadian Neurological Sciences Federation has to offer. Members receive the added benefit of 'member only' information such as CJNS journal access, past webinar recordings, quick access to Society driven initiatives, information, and resource links.

## Not a member of the CNSF?

▶ Would you like to become a member of one of the [CNSF National Specialty Societies](#)?

▶ Would you like to take advantage of the [Benefits of CNSF Membership](#)?

Download the appropriate society application form by choosing your society of interest or contact Donna Irvin, CNSF Member Services at:  
donna-irvin@cnsf.org / [www.cnsf.org](http://www.cnsf.org)

## Become a Member | CNSF

[cnsf.org/about-cnsf/membership/become-a-member](http://cnsf.org/about-cnsf/membership/become-a-member)

## The CNSF – Why you should Join

[cnsf.org/media/thddshfn/the-cnsf-why-you-should-join\\_2023-03-28.pdf](http://cnsf.org/media/thddshfn/the-cnsf-why-you-should-join_2023-03-28.pdf)

## Society Initiatives

Members receive all 'benefits' outlined in the sections above as well as any additional benefits provided by their individual Society, such as:

- CNSS and CACN Lifetime Achievement Awards
- CSCN EMG and EEG Certification exams
- CACN Grand Rounds
- CSC and CSNR Webinars and past recordings

## Residents

PGY1 residents can apply for complimentary first-year membership, paid by their member Society. Membership dues for subsequent years of residency are only \$80/year.

Congress registration fees for resident members is only \$250. This registration fee includes access to all Congress courses/sessions, course notes, luncheons, breaks and the Residents Social.

CNSF Society Resident Representatives help organize a resident social event at the Congress. This is a major networking event for trainees to connect with attending physicians from a wide variety of backgrounds and subspecialties.

The newest benefit for our Junior members is the CNSF prepOSCE neurology sessions, offering virtual practice OSCE sessions for PGY5 members preparing for their Royal College exams.

Resident members receive all 'benefits' outlined in the sections above as well as any additional benefits provided by their individual Society, such as CNS and CACN Canadian Leaders in Neurology interviews for publication in the CJNS and the CNS and CACN Mentorship Programs. Resident representatives from both the CNS and CACN have also created reference listings for Canadian fellowship opportunities.

The CNS, CNSS, CACN and CSNR, all have resident representatives that sit on the CNSF Professional Development and Scientific Program Committees and attend the CNSF Board of Directors meetings, as well as their respective Society Board meetings.

Resident members are welcome to contact their society resident representative with any issues, concerns, or ideas that they would like to see discussed.

## Associate and Affiliate Societies of the CNSF

[Associate Societies](#) of the CNSF are professional Canadian societies that have similar goals to the CNSF. They are:

- Canadian Association of Neuroscience Nurses (CANN)
- Canadian Association of Electroneurophysiology Technologists Inc. (CAET)
- Association of Electromyography Technologists of Canada (AETC)
- Canadian Association for Neuroscience (CAN)
- Canadian Association of Physical Medicine & Rehabilitation (CAPM&R)
- Canadian Apheresis Group (CAG)

[Affiliate Societies](#) are Canadian Organizations whose members share a common interest in a particular area of the neurological sciences. They work collaboratively with the CNSF whenever possible throughout the year. The CNSF values and appreciates these partnerships. They are:

- Canadian ALS Clinical Trials and Research Network (CALS)
- Canadian Brain Tumour Consortium (CBTC)
- Canadian Headache Society (CHS)
- Canadian League Against Epilepsy (CLAE)
- Canadian Movement Disorders Society (CMDs)
- Canadian Network of Multiple Sclerosis Clinics (CNMSC)
- Canadian Neurocritical Care Society (CNCS)
- Canadian Neuromuscular Group
- Consortium of Canadian Centres for Clinical Cognitive Research (C5R)





where  
**science** meets **humanity**™

**At Biogen, our purpose is clear:  
to serve humanity through science.**

Since 1978, we have pioneered new science and delivered breakthrough innovations for some of the world's most complex and devastating diseases, including multiple sclerosis, spinal muscular atrophy, and Alzheimer's disease. Our purpose is to serve humanity through science so that people everywhere can live healthier, fuller lives.

[biogen.ca](http://biogen.ca)





# 2023 Annual General Meetings



Canadian  
Neurological Society



Société  
canadienne de neurologie

## CNS – Canadian Neurological Society

Wednesday, June 7 at 4:15 pm Mountain time

June 2023

S	M	T	W	T	F	S
				1	2	3
4	5	6	7	8	9	10
11	12	13	14	15	16	17
18	19	20	21	22	23	24
25	26	27	28	29	30	



Canadian Society of  
Clinical Neurophysiologists  
Société canadienne de  
neurophysiologie clinique

## CSCN – Canadian Society of Clinical Neurophysiologists

Thursday, June 8 at 7:00 am Mountain time



• The Canadian Neurosurgical Society  
• Société canadienne de neurochirurgie

## CNSS – Canadian Neurosurgical Society

Thursday, June 8 at 5:00 pm Mountain time



ASSOCIATION CANADIENNE  
DE NEUROLOGIE  
PÉDIATRIQUE INC.

CANADIAN ASSOCIATION  
OF CHILD  
NEUROLOGY INC.

## CACN – Canadian Association of Child Neurology

Thursday, June 8 at 5:00 pm Mountain time



Canadian  
Society of  
Neuroradiology  
(CSNR)



Société  
Canadienne de  
Neuroradiologie  
(SCNR)

## CSNR – Canadian Society of Neuroradiology

Thursday, June 8 at 5:00 pm Mountain time

June 2023

S	M	T	W	T	F	S
				1	2	3
4	5	6	7	8	9	10
11	12	13	14	15	16	17
18	19	20	21	22	23	24
25	26	27	28	29	30	

## CSNF Online

### Visit the CSNF Website: [cnsf.org](https://cnsf.org)

- Quick access to Webinars, Neuro Career listings, CJNS Journal, Congress info and the latest News
- Keep up with society initiatives and highlights by visiting your Society page
- Visit the new Advocacy Hub and Neuro Surveys pages for Members



We value our  
members' input  
and support –  
Thank you!

### Connect with us on Social Media



Like us on Facebook:  
[facebook.com/CNSFNeuroLinks](https://facebook.com/CNSFNeuroLinks)



Follow us on Twitter:  
[twitter.com/CNSFNeuroLinks](https://twitter.com/CNSFNeuroLinks)



Follow us on Instagram:  
[instagram.com/cnsfneurolinks](https://instagram.com/cnsfneurolinks)



Follow us on LinkedIn:  
[linkedin.com/company/canadian-neurological-sciences-federation](https://linkedin.com/company/canadian-neurological-sciences-federation)

### Visit the CJNS Journal: [cnsf.org/journal](https://cnsf.org/journal)



Like the CJNS Journal on Facebook:  
[facebook.com/JournalCJNS](https://facebook.com/JournalCJNS)



Follow the CJNS Journal on Twitter:  
[twitter.com/JournalCJNS](https://twitter.com/JournalCJNS)



**AJOVY®**  
(fremanezumab)  
injection 225 mg/1.5 mL

AJOVY® is indicated for the prevention of migraine in adults who have at least 4 migraine days per month.<sup>1</sup>

# PROVINCIAL AND PUBLIC DRUG PLAN FUNDING NOW AVAILABLE IN ALL PROVINCES



(criteria in addition to the indicated condition apply)!\*,<sup>2</sup>

Please refer to the respective provincial drug plans for full coverage details and restrictions.

**AJOVY® IS BACKED BY THE AJOVY® TEVA SUPPORT  
SOLUTIONS® (AJOVY TSS) PATIENT SUPPORT PROGRAM!**

**TEVA SUPPORT  
SOLUTIONS®**  
Patient Support Program



1-833-302-0121



TSS@ajovycanada.ca

**VISIT AJOVY.CA FOR MORE INFORMATION!**

Please consult the Product Monograph at <https://TevaCanada.com/en-Ajovy> for important information relating to warnings, precautions, adverse reactions, conditions of clinical use, and dosing information that has not been discussed in this piece. The Product Monograph is also available by calling us at 1-833-302-0121.

\*Alberta, British Columbia, Manitoba, New Brunswick, Newfoundland and Labrador, Nova Scotia, Ontario, Prince-Edward Island, Quebec, Saskatchewan, Non-Insured Health Benefits (NIHB), and Veterans Affairs Canada (VAC).

References: 1. AJOVY® Product Monograph. Teva Canada. January 19, 2022. 2. Data on File: AJOVY® Coverage Canada. Teva. March 23, 2023.

AJOVY® is a registered trademark of Teva Canada Limited.

TEVA and the design version thereof are registered trademarks of Teva Pharmaceutical Industries Ltd. and are used under licence.

Teva Support Solutions® is a registered trademark of Teva Pharmaceutical Industries Ltd. and is used under licence.

© 2023 Teva Canada Innovation G.P. – S.E.N.C., Montreal, Quebec H2Z 1S8

MIG-CA-00293

April 2023

**teva**



## Resident Interviews with Canadian Leaders in Neurology | Pediatric Neurology

The **Canadian Journal of Neurological Sciences (CJNS)** publishes a series of resident interviews with Canadian Leaders in Neurology. These interviews focus on mentorship, career pearls, and the future directions of Canadian neurology.

This is an initiative of the Canadian Neurological Society and the CNS Resident Representatives and has produced interviews that have been intelligent and fun. They also provide rewarding experiences and connections for both the resident and their featured "leader".

This series has recently expanded to include Canadian Leaders in Pediatric Neurology, accepting interview submissions from CACN resident members.

If you are a Junior member of the CNS or the CACN, and you are interested in interviewing a leader in your profession, please contact: [donna-irvin@cnsf.org](mailto:donna-irvin@cnsf.org)



### Most recent Canadian Leader in Neurology Interview:

Featured: **Dr. Esther Bui**

Interviewed by **Hayley F Thornton**

<https://doi.org/10.1017/cjn.2022.62>

### View all previous interviews:

[cnsf.org/cns/about-cns/canadian-leaders-in-neurology](https://cnsf.org/cns/about-cns/canadian-leaders-in-neurology)

## MEET YOUR MENTOR!



### Canadian Association of Child Neurology (CACN) Mentorship Program

The program began in 2017 and has successfully connected dozens of pediatric neurology residents with staff pediatric neurologists across the country. Mentorship is a rewarding and beneficial experience.

Pediatric neurology is a diverse specialty. CACN mentor/mentee matches are made based on specific interests and career track within Pediatric Neurology, regardless of Canadian geographic locations.

If you are interested in participating in this program, as either a Mentor or a Mentee, you will find details on the CACN residents webpage:

[cnsf.org/cacn/about-cacn/residents-page](https://cnsf.org/cacn/about-cacn/residents-page)



**The annual CNSF Congress is a great opportunity to meet your mentor in person!**

### Canadian Neurological Society (CNS) Mentorship Program

The Canadian Neurological Society (CNS) began a similar mentorship program in 2022.

This was created to bolster the professional development of trainees of all levels and early career neurologists by connecting them with experienced neurologists with similar career goals and interests.

The CNS Mentorship Subcommittee has designed a framework for matching mentors and mentees that takes into consideration the diverse landscape and evolving needs of neurology trainees and neurologists across Canada.

Skillful mentorship is an immensely fulfilling experience and it has enduring beneficial effects for both the mentee and mentor. If you are interested in becoming a mentee or a mentor, you will find all details on the CNS residents webpage: [cnsf.org/cns/about-cns/residents-page](https://cnsf.org/cns/about-cns/residents-page)



# GLEOLAN™

(Aminolevulinic Acid Hydrochloride) is indicated in patients with glioma World Health Organization (WHO) Grades III or IV (suspected on preoperative imaging) as an adjunct for the visualization of malignant tissue during surgery.<sup>1</sup>

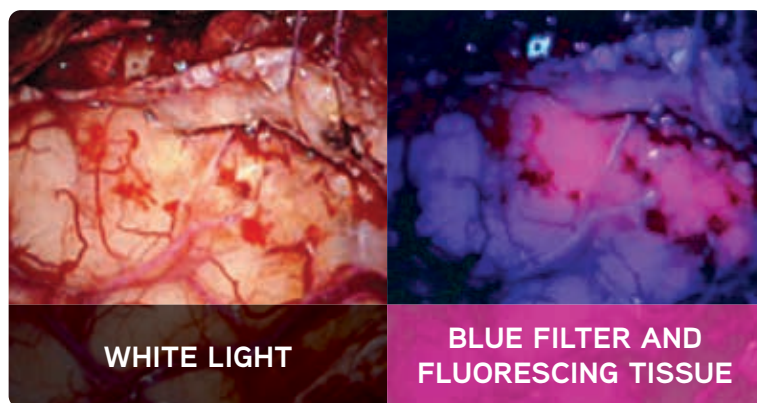


## INTRAOPERATIVE FLUORESCENCE IMAGE

White light image of resection cavity (left) and corresponding blue light image (right) of resection cavity with area of strong (red), weak (pink) and no fluorescence.

*Photos courtesy of Prof. Dr. Walter Stummer, University of Münster, Germany.*

*\*Clinical significance is unknown and may not be representative of the general population.*



 **Gleolan™ is easy to administer with oral dosing taken 3 hours (range: 2 to 4 hours) before anesthesia<sup>1</sup>**  
The recommended reconstituted oral dose of Gleolan™ is 20 mg/kg<sup>1</sup>

### Indications and Clinical Use:

- Patients with glioma World Health Organization (WHO) Grades III or IV (suspected on preoperative imaging) as an adjunct for the visualization of malignant tissue during surgery.
- Clinical effectiveness for this optical imaging agent is based on a high rate of fluorescence positive biopsies with positive identification of tumour among all fluorescent-positive biopsies (true-positive rate) taken in three clinical studies.
- Limitations of usefulness: There was a high rate of non-fluorescence positive biopsies with positive identification of tumour among all non-fluorescent positive biopsies (false-negative rate) found in the three clinical studies (see WARNING AND PRECAUTIONS, General, Risk of Misinterpretation and CLINICAL TRIALS).
- Special restrictions: should only be used by neurosurgeons who have completed a training program on use of fluorescence in surgery.
- Not authorized for pediatric use.

### Contraindications:

- Hypersensitivity to porphyrins.
- Acute or chronic types of porphyria (see Warnings and Precautions).

### Relevant warnings and precautions:

- General Risk of new onset or worsening of neurological deficits post-operatively.
- Risk of misinterpretation: False negative and false positive results may occur with the use of ALA HCl for intraoperative visualization of malignant glioma.
- Patients with porphyria.
- Cardiovascular in patients with pre-existing cardiovascular disease.
- Hepatotoxic drugs should be avoided.
- Hypersensitivity reactions might include: anaphylactic shock, swelling, and urticaria (see ADVERSE REACTIONS). Always have cardiopulmonary resuscitation personnel and equipment readily available and monitor all patients for hypersensitivity reactions.
- Patients are to avoid direct sunlight and postoperatively reduce exposure to room lights for 48 hours after administration of Gleolan™.
- Due to the risk of possible phototoxic reactions, phototoxic agents (e.g., certain antibiotics [tetracyclines, sulfonamides, fluoroquinolones], hypericin extract) should not be used concurrently for up to 24 hours perioperatively after administration.
- Avoid exposure to any photosensitizing agent and Aminolevulinic Acid HCl should be avoided.

- Renal Impairment.
- Not recommended during pregnancy.
- To decrease exposure to Gleolan™ to the breastfed infant, advise a lactating woman to pump and discard breast milk after the administration of Gleolan™ for 24 hours.
- Not for pediatric use.

**For more information:** Please consult the Product Monograph for important information relating to adverse reactions, drug interactions and dosing information which have not been discussed in this piece. The Product Monograph is available by calling Medexus Inc. at 1-877-633-3987 or on the Health Canada Website ([https://pdf.hres.ca/dpd\\_pm/00057836.PDF](https://pdf.hres.ca/dpd_pm/00057836.PDF)).

**References:** 1. Gleolan™ Product Monograph, Medexus Inc., Sept. 8, 2020. 2. Stummer et al, Lancet Oncol 2006; 7: 392-401 3. Hadjipanayis CG, Widhalm G, Stummer W. Neurosurgery. 2015;77(5):663-673.



# Canadian Neurological Sciences Federation's 2023 Distinguished Service Award

## Dr. Draga Jichici, 2023 recipient

This is an award given to a senior member of the CNSF who has made an outstanding, notable or special contribution to the Canadian Neurological Sciences Federation, and to one or more of the Federation's Societies; either through participation in the CNSF's committees, involvement in the Congress, the performance of administrative duties, or involvement in promoting the CNSF and its member societies.

Draga joined the CNSF in 1992 after his internal medicine residency at McMaster University and starting Neurology residency at University of Toronto. He participated regularly to all CNSF meetings while in Canada. He subsequently completed a Neuro Critical Care Fellowship at the Cleveland Clinics in Cleveland Ohio. Thereafter he developed and directed a Neurocritical Care Program and Fellowship in Neurocritical care at the Hahnemann University in Philadelphia. When returning to Canada as Neurocritical Care staff at McMaster University in 1999, he became the President of the Canadian Neurocritical Care Group, an Affiliate Society of CNSF. He took the task of organizing Neurocritical Care Half day programs at the CNSF Congress with his neurocritical care colleagues across Canada. He continues to be intimately involved in Neurocritical Care educational activities through CNSF. He has served on CNSF Scientific Program Committee (SPC) as Vice Chair and Chair, and is still an active member on SPC committee. He remains very involved in the organization of CNSF Congress, provides input in the scientific content, chairs and presents at the CNSF

sessions most years, and volunteers as Auditor and Abstract moderator at the Congress sessions. He is continuing to serve on the CJNS editorial board since 2019 and is the current CNSF Chair of the Clinical Practice Guidelines committee (CPGC).

Outside of CNSF, Draga has successfully lobbied the Royal College Critical Care Nucleus committee to change the admission criteria from specialty based to competency-based criteria. This allowed thereafter Neurology and Neurosurgery residents to apply to Critical Care Programs in Canada. He served on the American Neurocritical Care Guidelines committee from 2011-2016 and participated in development of guidelines involving Devastating Brain Injury and DVT prevention in Neurologically injured patients. He was part of the Canadian Forum that determined the current Canadian Criteria for Neurological Determination of Death. He served for 10 years as Co-Chair of the Organ and Tissue Donation Committee at Hamilton Health Sciences. He Co-Founded the Canadian Neurocritical Care Society along with Dr. David Zygun from the existing




Neurocritical Care Group that became a multidisciplinary Society, and served as the Chair from 2005-2017. He served on the Neurology Residency Program Training Committee and Research Committee at McMaster University. He developed the Hamilton Health Sciences Neurosurgical Level II Intensive Care Unit. He conducted and participated in many clinical research studies in the field of Neurocritical Care.

**Draga, on the behalf of the CNSF Executive and Board, CNSF Members and the Secretariat thank you for your dedication to the CNSF in the past, the present and hopefully for years to come.**

View previous recipients at: [cnsf.org/about-cnsf/distinguished-service-award](https://cnsf.org/about-cnsf/distinguished-service-award)

# hATTR: A commonly misdiagnosed, rare, neurological disease

If your patient has:



A condition with symptoms that mimic or overlap with hATTR<sup>1-9</sup>



One neurological red flag<sup>1</sup>



Rule out hATTR with genetic testing<sup>10</sup>

- Polyneuropathy
- Neuropathies
- Various types of amyloidosis
- Carpal tunnel syndrome
- CMT
- Fabry's disease
- Motor neuron diseases like ALS
- Cardiac conditions (e.g., hypertensive heart disease, hypertrophic cardiomyopathy)

- Bilateral carpal tunnel syndrome (without any other known etiology)
- Cardiovascular complaints
- Autonomic dysfunction
- Gastrointestinal complaints
- Unexplained weight loss
- Positive family history
- Nephropathy
- Vitreous opacities

Adapted from Conceição I, et al.

Confirm hATTR amyloidosis with a genetic test.

#### Alnylam Act®:

Alnylam-sponsored third-party genetic testing program for hATTR amyloidosis offered at no charge<sup>†</sup>



Scan to learn more about genetic testing

## Early diagnosis and treatment are crucial for patients with hATTR to help minimize disease onset and progression.<sup>10</sup>

ALS=amyotrophic lateral sclerosis; CMT=Charcot-Marie-Tooth disease; hATTR amyloidosis=hereditary transthyretin-mediated amyloidosis

<sup>†</sup> Alnylam-sponsored third-party genetic testing.

**References:** 1. Conceição I, et al. *J Peripher Nerv Syst* 2016;21:5-9. 2. Ando Y, et al. *Orphanet J Rare Dis* 2013;8:31. 3. Cortese A, et al. *J Neurol Neurosurg Psychiatry* 2017;88:457-8. 4. Adams D. *Ther Adv Neurol Disord* 2013;6:129-39. 5. Hanna M. *Curr Heart Fail Rep* 2014;11:50-7. 6. Goyal N and Mozaffar T. *Neurol Genet* 2015;1:e18. 7. Salvi F, et al. *Amyloid* 2012;19:58-60. 8. Shin SC, et al. *Mt Sinai J Med* 2012;79:733-48. 9. Banchs I, et al. *J Biomed Biotechnol* 2009;985415. 10. Alcantara M, et al. *Can J Neurol Sci* 2021;26:1-12.

**About Alnylam Act®:** The Alnylam Act® program was developed to reduce barriers to genetic testing and genetic counselling services to help Canadians make more informed decisions about their health. While Alnylam® Pharmaceuticals provides financial support for this program, genetic testing and counselling services are performed by independent third parties. Healthcare professionals must confirm whether individuals meet certain criteria to use the program. Alnylam® Pharmaceuticals receives de-identified individual data from this program, but at no time does Alnylam® Pharmaceuticals receive individual identifiable information. Alnylam® Pharmaceuticals receives contact information for healthcare professionals who use this program. Healthcare professionals who use this program have no obligation to recommend, purchase, order, prescribe, promote, administer, use or support any Alnylam® Pharmaceuticals product.

Alnylam® Pharmaceuticals is a biopharmaceutical company developing a potential new class of innovative medicines. We have a core focus on therapeutics toward genetically defined targets for the treatment of serious, life-threatening diseases with limited treatment options for patients and their caregivers.

To learn more about Alnylam® Pharmaceuticals, please visit [www.alnylam.ca](http://www.alnylam.ca).

© 2023 Alnylam Pharmaceuticals Inc. All rights reserved.  
Alnylam Canada ULC, 4 Robert Speck Parkway, Suite 1522  
Mississauga, Ontario L4Z 1S1  
05, 2023 | TTR-CAN-00031



# 2023 CNSS Lifetime Achievement Award (Charles Drake Medal)



## Dr. Paul Steinbok, 2023 recipient

The CNSS is very pleased to present the 2023 CNSS Lifetime Achievement Award – Charles Drake Medal to Paul Steinbok.

This award honors senior Canadian Neurosurgical Society (CNSS) members for exceptional Lifetime Achievements. This year's recipient joins a stellar group of prior awardees including Renn Holness, Chris Wallace, Falah Maroun, Andre Olivier, and Betty MacRae.

Dr. Paul Steinbok did his medical training at the University of the West Indies in Jamaica, followed by residency in Neurosurgery at the University of British Columbia (UBC) in Vancouver, Canada. Dr. Steinbok is a Professor Emeritus at the University of British Columbia, in the Department of Surgery.

Dr. Steinbok was Head of Pediatric Neurosurgery at British Columbia Children's Hospital (BCCH) from June 1984 to December 2012 and in that role, he built one of the most respected and recognized Pediatric Neurosurgical Clinical and Academic programs in the world. He has been on the executive of the Section of Pediatric Neurosurgery of the American Association of Neurological Surgeons/Congress of Neurological Surgery (AANS/CNS), the American Society of Pediatric Neurosurgeons

(ASPN) and the International Society for Pediatric Neurosurgery (ISPN), of which he was the President from 2011-2012. He is on the Editorial Board of the journal, *Child's Nervous System*.

Dr. Steinbok has published over 200 original articles in peer reviewed journals on many topics in pediatric neurosurgery. An area of particular research interest was the outcomes after selective dorsal rhizotomy for the treatment of spasticity in cerebral palsy, a procedure that he was the first to do in Canada. In addition, he facilitated many research endeavours locally, nationally and internationally. He created and supported the environment that led to the first completed randomized clinical trial in pediatric neurosurgery, the Shunt Design Trial, led by Jim Drake in Toronto and John Kestle in Vancouver. He led Canadian multicenter studies on epilepsy surgery and thalamic tumors in Canada through the Canadian Pediatric Neurosurgery Study Group, of which he was an inaugural member. He has led many international multicenter surveys and clinical studies. He brought together his past fellows to create the Vancouver Pediatric Neurosurgery Group, which successfully completed and published its first research study, a multicenter international study on cerebellar mutism. In 2012, he received the UBC Dept. of Surgery Richard J. Finley Senior Investigator Award in recognition of his research activities.

Dr Steinbok has been a highly rated teacher in the UBC Division of Neurosurgery and has received a number of awards for teaching excellence, including the A.D. Forward Postgraduate Faculty Teaching Award from the department of Surgery, UBC,

in recognition of outstanding teaching acclaimed by surgical residents. He established a Pediatric Neurosurgery Fellowship training program, which was the 1st Fellowship training program in Neurosurgery at UBC in Vancouver. He has trained 30 fellows from all over the world, some of whom he continues to mentor, and through his fellows and other trainees, he has improved the care of children with pediatric neurosurgical disorders not only in Canada and the United States, but in every continent.

Dr. Steinbok has been invited nationally and internationally as a visiting professor and as a guest lecturer. He has taken a major interest in education of neurosurgeons in the field of pediatric neurosurgery. He was the 1st Chair of the Education Committee of the Section of Pediatric Neurosurgery of the AANS/CNS, Chair of the Education Committee of the ASPN and Chair of the Education Committee of the ISPN. As part of these roles, he organized and participated in many international pediatric neurosurgery courses around the world with over 200 presentations at such courses.

In summary, Dr. Paul Steinbok has spent his entire career devoted to Pediatric Neurosurgery, and has been a leader nationally and internationally in Neurosurgical education and research.

His career is a model for the true clinician scientist, an expert clinician, academic and educator. A career that fostered the development of his peers, colleagues and fellows, truly impacted the care of children worldwide.

**Dr. Steinbok exemplifies the best qualities of an academic neurosurgeon, and is a very worthy recipient of the 2023 CNSS Lifetime Achievement Award – Charles Drake Medal.**



View previous recipients at: [cnsf.org/cnss/about-cnss/lifetime-achievement-award](https://cnsf.org/cnss/about-cnss/lifetime-achievement-award)

# CAN YOU SPOT THESE SELECT **RED-FLAG** SYMPTOMS OF hATTR AMYLOIDOSIS?



Neuropathic pain in the foot is a common first symptom of hATTR amyloidosis and can often present with gastrointestinal disturbances.<sup>1</sup>

Bilateral CTS can be the initial manifestation of hATTR amyloidosis, often presenting years before any other symptoms. Test for hATTR amyloidosis in patients with CTS and cardiac symptoms.<sup>2</sup>



Interested in learning more about hATTR amyloidosis?

Come visit us at the Sobi Canada Booth # 210!



CTS: Carpal tunnel syndrome

**References:** 1. Conceição I et al. "Red-flag" symptom clusters in transthyretin familial amyloid polyneuropathy. *Journal of the Peripheral Nervous System*. 2016;21(1):5-9. 2. Nakagawa M et al. Carpal tunnel syndrome: a common initial symptom of systemic wild-type ATTR (ATTRwt) amyloidosis. *Amyloid* 2016;23(1):58-63.

MEMBER OF  
INNOVATIVE MEDICINES CANADA

Printed in Canada. Sobi Canada, Inc.  
NP-26764 03/23



# 2023 Henry Dunn — CACN Lifetime Achievement Award

## Dr. Daune L. MacGregor, 2023 recipient

Dr. Daune L. MacGregor is a Paediatric Neurologist at the Hospital for Sick Children. Her current position is as a staff neurologist and Director of the Headache Program. She has a cross appointment at the Centre for Headache, Women's College Hospital. She recently completed two terms as Associate Pediatrician-in-Chief, and Associate Chair, Clinical Services, in the Department of Pediatrics at the Hospital for Sick Children, University of Toronto. She has been the Associate Medical Director, SickKids International.

Dr. MacGregor completed her medical training at the University of Saskatchewan graduating cum laude in 1971. She then trained in Paediatrics and Neurology in Toronto at the Hospital for Sick Children and did postgraduate studies in Developmental Neurology at the Hospital for Sick Children, Great Ormond Street, London, England and the Children's Hospital Medical Center at Harvard University in Boston, Massachusetts. She was appointed a Full Professor of Paediatrics and Neurology at the University of Toronto in 1995. Her research interests are in the study of cerebral vascular disorders including stroke and headache, and neurodevelopmental disorders including acquired brain injury in children. Dr. MacGregor is a Past President of the Canadian Association of Child Neurology (CACN). She has completed MBA studies at Athabasca University, Edmonton, Alberta completing a thesis in project management.

Dr. MacGregor is the owner of MacGregor Equestrian Farms, a Hunter Jumper facility in Chatsworth, Ontario. She is involved in the breeding of warmblood horses and has been recognized by awards at the Royal Winter Fair in Toronto. A recent expansion of the farming property has resulted in the planning for an orchard and cidery on site. Dr. MacGregor completed certification in Cider and Perry production at Brock University at the Cool Climate Oenology and Viticulture Institute in April, 2018.

Apart from her professional degrees and appointments, the residents that nominated Dr MacGregor expressed their belief that possibly her most important contribution to the field of Pediatric Neurology has been through her lifetime of dedication, mentorship, teaching and training of future Pediatric Neurologists. They wish to acknowledge the incredible impact she has made on their careers and their lives.

In addition to formal teaching, Dr. MacGregor has taught these residents about compassion, empathy, collegiality, and professionalism through leading by example. She treats her team with respect, gratitude and imparts wisdom at every encounter. She has a great sense of humor, and a particular poise in being able to see the bigger picture. She gracefully retains the traditional practice of pediatric neurology and teaches the very same to those around her. She genuinely cares about the trainees



and ensures they are progressing well in their knowledge acquisition. She provides constructive feedback to help them build their expertise and become better physicians. She takes pride in resident accomplishments, whether it be a positive patient encounter, a well written clinic note, or a successful Royal College Exam. Dr. MacGregor is kind, approachable and creates a positive learning environment for trainees.

They also note that the children Dr MacGregor has treated over the years have received only the highest quality of care, and as residents and fellows, they strive to be able to follow in her footsteps.

**Thank you and Congratulations  
Dr MacGregor, CACN Henry Dunn  
– Lifetime Achievement Award –  
2023 Recipient**



View previous recipients at: [cnsf.org/cacn/about-cacn/lifetime-achievement-award](https://cnsf.org/cacn/about-cacn/lifetime-achievement-award)

As of April 2023,

**Emgality® is**

**NOW AVAILABLE FOR FUNDING**  
**in the following Canadian provinces**  
**and public plans\***

(restrictions apply)



\* Coverage criteria vary by province and plan. Healthcare professionals can access the criteria on the respective provincial formulary and private plan websites.

BC=British Columbia; AB=Alberta; SK=Saskatchewan; MB=Manitoba; ON=Ontario; QC=Quebec; NB=New Brunswick; NS=Nova Scotia; PE=Prince Edward Island; NL=Newfoundland and Labrador; YT=Yukon; NT=Northwest Territories; NU=Nunavut; NIHB=Non-Insured Health Benefits Program; VAC=Veterans Affairs Canada.

Emgality® is a trademark owned by or licensed to Eli Lilly and Company, its subsidiaries or affiliates.

© 2023 Eli Lilly and Company. All rights reserved.  
PP-GZ-CA-0249A

# Society Prize Winners | CNSF Congress

## CONGRATULATIONS to the 2023 Society Prize Winners!

Prize winners will have the opportunity to present their work at this year's Congress during the Grand Rounds on Friday, June 9th starting at 8:30 AM and the Anti-NMDA winner an e-poster during one of the Poster Moderated Sessions.

The abstracts from these submissions, and all other CNSF accepted abstracts for the 2023 Congress, will be published within the **Canadian Journal of Neurological Sciences** (CJNS). [www.cambridge.org/core/journals/canadian-journal-of-neurological-sciences](http://www.cambridge.org/core/journals/canadian-journal-of-neurological-sciences)

## 2023 CNS | Society Prize Winners

CNS André Barbeau Memorial Prize

**David Pellerin**

*A Deep Intronic FGF14 GAA Repeat Expansion Causes Late-Onset Cerebellar Ataxia*

CNS Francis McNaughton Memorial Prize

**Foad Taghdiri**

*Socioeconomical disparities in acute ischemic stroke revascularization interventions in Ontario, Canada*

CNS Anti-NMDA Receptor Encephalitis Foundation Prize

**Jodie Roberts**

*Antibody testing for autoimmune encephalitis: a multisite study examining clinical practices in a large Canadian city*

## 2023 CNSS | Society Prize Winners

CNSS K.G. McKenzie Memorial Prize for Basic Neuroscience Research

**Laureen D. Hachem**

*Harnessing the endogenous regenerative potential of the injured spinal cord*

CNSS K.G. McKenzie Memorial Prize for Clinical Neuroscience Research

**Armaan Malhotra**

*Artificial intelligence-based decision support predicts requirement for neurosurgical intervention in acute traumatic brain injury: Automated Surgical Intervention Support Tool (ASIST-TBI) development, validation and simulated prospective deployment*

## 2023 CSCN | Society Prize Winner

CSCN Herbert Jasper Prize

**Talyta Grippe**

*Neurophysiological and Clinical Effects of Low-intensity Transcranial Ultrasound of the Motor Cortex in Parkinson's Disease*

## 2023 CACN | Society Prize Winner

CACN President's Prize

**Ahmed Sahly**

*Different Functional Consequences Result in Different Phenotypes in CLCN4-Related Developmental and Epileptic Encephalopathy*

## 2023 CSNR | Society Prize Winner

CSNR Society Prize

**Michael MacMillan-Wang**

*Incidence of Orbital Infarction Syndrome Following Endovascular Thrombectomy*

# Congratulations

# The Canadian Journal of Neurological Sciences (CJNS)

The **Canadian Journal of Neurological Sciences (CJNS)** ([cnsf.org/journal](http://cnsf.org/journal)) was founded in 1974 by Dr Robert T. Ross of Winnipeg. After attending the Canadian Congress of Neurological Sciences in Banff, in 1972, he felt that our members were producing world class neurological papers and deserved a Canadian forum to showcase and share their work. He welcomed as much basic science work as possible and included papers in neurology, neurosurgery, neuroanatomy, physiology, biochemistry, pathology, and all related disciplines. In 1981, the CJNS became the official publication of the member societies of the CNSF, and features many articles submitted by your colleagues and fellow CNSF members.

Today, under the Leadership of our **Editor-in-Chief, Dr Robert Chen**, we continue the peer review process and welcome a wide variety of articles, knowing that these multidisciplinary relationships are essential in facilitating advancements in the research of neurological disorders. Dr Chen selects one article from each issue that he feels is timely and warrants additional attention. We are happy to share these recommended papers: Editor's Choice Articles ([www.cambridge.org/core/journals/canadian-journal-of-neurological-sciences/editor-s-choice](http://www.cambridge.org/core/journals/canadian-journal-of-neurological-sciences/editor-s-choice)).

Dr. Chen dedicates numerous hours towards the science, the professionalism, and the improvements of our Journal publication. He has built a strong Editorial Board and Associate Editors team and we thank them all for their time and dedication. Their commitment has resulted in an average time to first decision of less than 20 days. ([cambridge.org/core/journals/canadian-journal-of-neurological-sciences/information/about-this-journal/editorial-board](http://cambridge.org/core/journals/canadian-journal-of-neurological-sciences/information/about-this-journal/editorial-board))

"Accepted Manuscripts" and "First View" articles are published on our CJNS page, in advance of their placement within an issue. This helps you get your research out faster! Newly accepted manuscripts are published within a few days of acceptance under "Accepted manuscript". These papers receive a "DOI" address that remains the same throughout the article life, making them easily citable.

The CJNS offers authors the choice of paying an Article Processing Charge (APC) to publish their articles as Gold open access. The Journal is also included in Cambridge's robust Transformative Agreement program, where eligible authors can publish their research open access at no cost to them. Aside from this program, CNSF member automatically receive a 50% discount on the standard APC.

CNSF members have full access to all CJNS articles by logging in as a member on the CNSF website ([cnsf.org/journal](http://cnsf.org/journal)) with your CNSF member ID# and your last name.



Dr Robert Chen

## Editor-in-Chief:

Robert Chen

## Associate Editors:

Robert Hammond  
Philippe Huot  
Mahendranath Moharir  
Tejas Sankar  
Manas Sharma  
Richard Wennberg  
Amy Yu

## Social Media Editors:


(new in 2022):

Mark MacLean  
Aleksandra Mineyko

We hope that you will **Follow**,  
**Like** and **Share** our posts on:

 [facebook.com/JournalCJNS](https://facebook.com/JournalCJNS)

 [twitter.com/JournalCJNS](https://twitter.com/JournalCJNS)





# CJNS Distinguished Reviewer of the Year 2022

## Dr. Manav Vyas, MD, FRCPC

The Canadian Journal of Neurological Sciences (CJNS) sincerely appreciates the consistent and numerous high-quality manuscript reviews that Dr. Vyas has provided for the CJNS. This award is based on review statistics from 2022

Dr. Manav Vyas is a neurologist at St. Michael's Hospital-Unity Health Toronto and an Assistant Professor of Medicine (Neurology) at the University of Toronto. His research evaluates how social determinants impact neurological health, with a focus on stroke. His work is funded by Heart & Stroke and the CIHR.

"I am extremely happy to support the CJNS because it is an excellent avenue for disseminating cutting-edge neurosciences research in Canada and abroad."

**Thank you Dr. Vyas. We appreciate your dedication and support of the CJNS.**

[cnsf.org/journal/reviewer-of-the-year](https://cnsf.org/journal/reviewer-of-the-year)

*Presented in 2023*



Manav Vyas, MD, FRCPC



## NEURO CAREERS

- ▶ Looking for a new career opportunity?
- ▶ Looking to advertise a position at your center?

### Check out Neuro Careers!

Neuro Careers is an online, classified advertising resource on the CNSF website and linked on the CJNS page in Cambridge Core. Direct links to each classified ad are included in the CNSF members' newsletter, the Neuro|News.

Classified ads are posted online for 2 months, for less than \$500. They open as a full-color PDF complete with graphics and company logos. In addition to our public web posting, we will post over our social media sites.

Neuro Careers is a great way to advertise job opportunities and fellowships to Neurologists, Neurosurgeons, Pediatric Neurologists, Neurophysiologists, Neuroradiologists and related health care professionals.

To find out more, contact Donna at [donna-irvin@cnsf.org](mailto:donna-irvin@cnsf.org).

[www.cnsf.org/neuro-careers](https://www.cnsf.org/neuro-careers)

# CNSF Committees

## Membership Committee

The issue of expanding membership numbers has never been as important as it is today. Every CNSF Society believes this objective is of the highest priority. Membership retention and growth is vital to the continued success and stability of each of our Societies and the increased numbers will result in higher revenues as well as increased interest and participation by registered delegates at the Congress, the CJNS journal and our various Committees. This makes us stronger and more relevant as individual Societies and as a Canadian Federation.

The CNSF membership committee is chaired by Jeanne Teitelbaum, and every CNSF Society has representation on this committee.

The primary goals of the Membership Committee are to:

- Increase the number of Full members in each Society.
- Increase the number of resident members in each Society.
- Expand the number of Societies to include related Neuroscience organizations whose membership is primarily Neurologists.
- Open membership to new categories of members (nurses, anesthetists, intensivists, pathologists etc).
- Simplify the membership categories, review the costs of membership and potentially amalgamate certain categories.

The biggest and most important challenge that we need to address is how to increase our membership in each Society's Full category. We need to build a strong organization whose membership is PRIMARILY neurologists, neurosurgeons and neuroradiologists.

### Membership Committee Members are:

- Jeanne Teitelbaum, Committee Chair – CNS, CSC
- Carmen Parra-Farinas – CSNR
- Daniel Duggan – CSNR
- David Callen – CACN, CSCN
- Ian Fleetwood – CNSS
- Hayley Thornton – CNS
- Jessie Kulaga-Yoskovitz – CACN
- Lindsay Vogt – CACN
- Katherine Tourigny – CNSS
- Michael D Hill – CNS, CSC
- Steven Peters – CNS, CSC
- Michael Rizzuto – CNSS
- Shane Arsenault – CNS

## The CNSF Clinical Practice Guidelines Committee

### Committee Purpose:

- The purpose of the [Clinical Practice Guidelines Committee](#) (CPGC) is to encourage and support the development and implementation of best-practice guidelines by other groups such as the Affiliate Societies and, if requested, to consider the endorsement of these guidelines.
- The CPGC will also assist in the dissemination of these guidelines within the membership of the CNSF, considering the applicability of specific guidelines to the Canadian practice context.
- The CPGC will also consider, for endorsement or comment, guidelines developed by organizations external to the CNSF if the guideline is deemed important and applicable to the Canadian practice context. Guideline review and endorsement will occur in accordance with procedures outlined in the CPGC processes document (separate from this document).

### Committee Members include:

- Draga Jichici, Committee Chair – CNS
- Christian Stapf – CSC
- Donatella Tampieri – CSNR
- Jeanne Teitelbaum – CNS, CSC
- Joseph Megyesi – CNSS
- JP Appendino – CACN, CSCN
- Kathleen Jacobs – CSNR
- Michael D Hill – CNS, CSC
- Steve Baker – CSCN
- Tejas Sankar – CNSS
- Thilinie Rajapakse – CACN

Submit CPGs for Endorsement to:

- Dan Morin, CNSF CEO – [dan-morin@cnsf.org](mailto:dan-morin@cnsf.org)

[cnsf.org/education/clinical-practice-guidelines](https://cnsf.org/education/clinical-practice-guidelines)

# CNSF Committees

## Advocacy Committee

[cnsf.org/for-members/advocacy-hub](https://cnsf.org/for-members/advocacy-hub)

**Advocacy** is an important part of the CNSF mission to support the neuroscience professions in Canada. The work of CNSF members and CNSF Member Societies is essential to the well-being of individuals affected by diseases, disorders, and injuries of the nervous system, therefore we must advocate with a strong and effective voice to support this work.

In an effort to Advocate Nationally the CNSF several year's ago joined Neurological Health Charities of Canada (NHCC). The NHCC share our objectives and have formed a strong coalition in order to serve as one voice with a stronger sense of community and influence for positive change across Canada. For more information and to see the work of Neurological Health Charities Canada (NHCC) visit [mybrainmatters.ca](https://mybrainmatters.ca).

In 2022 CNSF President Michael D Hill reconstituted the CNSF's Advocacy Committee. Each CNSF Society appointed its Advocacy Committee representatives.

### Members Include:

- Michael D Hill – Committee Chair- CNS, CSC
- Adam MacLellan – CSC
- Dylan Blacquiere – CNS, CSC
- Elizabeth Donner – CACN
- Fraser Moore – CNS, CSCN
- Jai Shankar – CSNR, CSC
- Michael Esser – CACN
- Michael Tso – CNSS
- Regan Cooley – CSC
- Steve Baker – CSCN
- Steven Peters – CNS, CSC
- William Miller – CSNR
- Pat McDonald – CNSS
- Dan Morin – CNSF

### Advocacy Committee objectives and activities going forward include:

- Influence public policy decisions on matters related to the CNSF Vision concerning the prevention, diagnosis, and management of neurological conditions.
- To advocate on behalf of the Neurosciences' profession to policy makers or elected officials on those issues relevant to the neurosciences' profession.

- To enhance public access to neuroscience services through advocacy initiatives.
- To advise and make recommendation to the CNSF Executive/Board on issues that merit involvement of the Federation in responding to any relevant issues.
- To support government relations strategies.
- To identify advocacy needs and resources.
- To communicate advocacy efforts to stakeholders.
- Work and/or partner with Affiliate and Associate Societies and other organizations to increase awareness of neurological conditions.
- To promote the Neurosciences' profession to the public through education activities.
- Advocate for effective fundamental and applied research support.

It is important for us to advocate for our patients. If there are relevant issues that affect neurological care in Canada, I encourage you to bring them forward so that the CNSF can take a proactive role in [advocacy](#).

Michael D Hill  
President, CNSF  
Chair, CNSF Advocacy Committee



## Member Services

Available year round to assist with questions regarding your Society, your Membership or CNSF services.

[donna-irvin@cnsf.org](mailto:donna-irvin@cnsf.org)  
403-229-9544 | ext 103

# CNSF Committees

## CNSF Professional Development and Scientific Program Committees

[cnsf.org/congress/about-congress/planning-committee](https://cnsf.org/congress/about-congress/planning-committee)

These Committees, with input from each CNSF Society, are essentially responsible for planning, developing, and implementing the Congress Program. These Committees are informed by feedback from previous Congress attendees through the individual session evaluations and overall Congress assessments, the CNSF Membership Survey and other related information and feedback that assisted in the development of the Program for 2023 in Banff.

These (PDC-SPC) members spent time working collaboratively throughout the past year with the CNSF and all Societies to develop an excellent Program for 2023.

**Thank you.**

### Scientific Program and Professional Development Committee members

- Joe Megyesi, CNSF SPC Chair, CNSS
- Gerald Pfeffer, CNSF SPC Vice Chair, CNS
- Cian O'Kelly, CNSF PDC Chair, CNS
- David Mikulis, CNSF PDC Vice Chair, CSNR
- Alexandre Henri-Bhargava, CNS PDC
- Draga Jichici, CNS SPC
- Maryam Nouri, CACN PDC
- David Callen, CACN
- Helly Goez, CACN SPC
- Hugh McMillan, CACN SPC
- Michelle Mezei, CSCN SPC
- Kristen Ikeda, CSCN SPC
- Seyed Mirsattari, CSCN PDC
- Laila Alshafai, CSNR SPC
- Jai Shankar, CSNR SPC
- Brett Graham, CSC SPC
- Ravinder Singh, CSC SPC
- Sashi Perera, CSC SPC
- Kirsten Sjonnesen, CACN Resident Rep
- Lindsey Vogt, CACN Resident Rep
- Michael Rizzuto, CNSS Resident Rep
- Katherine Tourigny, CNSS Jr. Resident Rep
- Shane Arsenault, CNS Resident Rep
- Hayley Thornton, CNS Jr Resident Rep
- Daniel Duggan, CSNR Resident Rep
- Jessie Kulaga-Yoskovitz, CACN Jr. Resident Rep
- Michael D Hill, CNSF President (CNS)
- Tejas Sankar, CNSF Vice President (CNSS)
- Cecil Hahn, CNSF Vice President (CACN)
- Christian Stapf, CNSF Vice President (CSC)
- Dan Morin, CNSF CEO

## Virtual Exhibit Hall

The CNSF online Virtual Exhibit Hall (VEH) provides the opportunity for the current year of Sponsors and Exhibitors to showcase their company, and provide contact information, and links to their websites.

We are proud to showcase these CNSF Supporters, and their contributions to the Canadian Neurological community.

**[veh.cnsf.org](https://veh.cnsf.org)**





# How to Break the News in ALS/MND:

A primer for physicians and allied health professionals

**Thursday, June 8th**

Dinner program  
7:00pm

**To attend, please register at**  
[www.cnsf.org/congress/registration/](http://www.cnsf.org/congress/registration/)

## Conveying sensitive news to patients is an arduous and emotionally challenging task

The **How to Break the News in ALS/MND** program has been designed to improve the comfort and confidence of healthcare professionals by providing the skills required to deliver challenging news effectively to patients.

ALS/MND: Amyotrophic lateral sclerosis/motor neuron disease

The corporate symbol of Mitsubishi Tanabe Pharma Canada is a trademark of Mitsubishi Tanabe Pharma Corporation, used under license by Mitsubishi Tanabe Pharma Canada, Inc.  
© 2023 Mitsubishi Tanabe Pharma Canada, Inc.  
All rights reserved.



## Hear from the following speakers:



**Dr. Angela Genge, MD**

Medical Director of the Clinical Research Unit  
at the Montreal Neurological Institute.



**Dr. Melinda Kavanaugh, PhD**

Associate Professor at the Helen Bader School  
of Social Welfare at the University of Wisconsin-Milwaukee.



**Cathy Cummings**

Executive Director of the International Alliance  
of ALS/MND Associations.

CP-NON-CA-0051 04/23



Mitsubishi Tanabe Pharma Canada

# May 2024

We return to our most popular city for CNSF Congress

# TORONTO

Join your colleagues at the

## Fairmont Royal York Hotel

Tuesday, May 21 to Friday, May 24



# The Next Generation of Targeted Therapy for generalized Myasthenia Gravis (gMG)<sup>1-3</sup>

Specially engineered for immediate, complete and sustained C5 terminal complement inhibition<sup>1-3</sup>



ULTOMIRIS® (ravulizumab for injection) is indicated for the treatment of adult patients with anti-acetylcholine receptor (AChR) antibody-positive generalized Myasthenia Gravis (gMG).

ULTOMIRIS® was studied in adult gMG patients with a Myasthenia Gravis Foundation of America (MGFA) clinical classification Class II to IV and a Myasthenia Gravis Activities of Daily Living (MG-ADL) total score  $\geq 6$ .

## View Product Monograph



Consult the product monograph at [https://alexion.com/documents/ultomiris\\_product\\_monograph\\_approved\\_english](https://alexion.com/documents/ultomiris_product_monograph_approved_english) for important information relating to:

- Contraindication in patients with unresolved *Neisseria meningitidis* infection.
- The most serious warning and precaution regarding serious meningococcal infections.
- Conditions of clinical use, adverse reactions, drug interactions and dosing instructions.

The product monograph is also available by calling us at 1-844-922-0605.

**References:** **1.** ULTOMIRIS® Product Monograph. Alexion Pharmaceuticals Inc. January 6, 2023. **2.** Sheridan D, et al. *PLoS One*. 2018;13(4):e0195909. **3.** Röth A, et al. *Blood Adv*. 2018;2(17):2176-2185.

ULTOMIRIS®, ALEXION®, and the Alexion logo are registered trademarks of Alexion Pharmaceuticals, Inc. © 2023, Alexion Pharmaceuticals, Inc. All rights reserved. CA/ULT-g/0013

**ULTOMIRIS®**  
(ravulizumab)  
injection for intravenous use

**ALEXION®**  
AstraZeneca Rare Disease





## Welcome to Banff and the Fairmont Banff Springs Hotel

- This beautiful, historic hotel is located in the Banff Townsite, inside Banff National Park, and is surrounded by the incredible Alberta Rocky Mountains.
- The hotel was opened in 1888 by the Canadian Pacific Railway, as one of the earliest of Canada's grand railway hotels. The original building was a five-storey wooden structure, able to accommodate 280 guests.
- Today, the Banff Springs Hotel property is made up of several buildings, and has undergone numerous expansions, renovations, and upgrades.
- The Banff Townsite, first settled in the 1880s, is now one of Canada's most popular destinations. It is known for its mountainous surroundings, natural hot springs, and endless outdoor sport opportunities.

We hope that you enjoy this year's CNSF Congress, your stay at the Fairmont Banff Springs Hotel and your time here in Banff.



Photo: fairmont.com/our-story



# IT'S MORE THAN A TEST.

IT'S THE FIRST LAB-BASED MILD TRAUMATIC BRAIN INJURY (mTBI) BIOMARKER ASSAY OF ITS KIND.



**It's confidence**—an objective result with high sensitivity to detect blood-based biomarkers of mild brain injury within 12 hours of head trauma—giving clinicians the power to predict the absence of intracranial lesions in adult patients with suspected mild traumatic brain injury.<sup>1</sup>



**It's optimizing care and resources**—with the potential to reduce unnecessary CT scans by up to 40%.<sup>1,2</sup> Protect patients from a costly procedure that exposes them unnecessarily to radiation.<sup>1,3-5</sup>



**It's a more efficient ER and a better experience for patients and their families.** When physicians are empowered to accurately assess the absence of intracranial lesions without a CT scan, it may help them discharge patients faster from the emergency room—increasing patient throughput and reducing length of stay.<sup>1,6</sup>

**Add Alinity i TBI to clinical evaluation.\***  
**So patients can get back to what matters most to them.**

\*Alinity i TBI is used in conjunction with other clinical information.

**REFERENCES:** 1. Alinity i TBI H22974R01. Instructions for use. Abbott Ireland Diagnostics Division. Sligo, Ireland; October 2021. 2. Data on file at Abbott. 3. Bazarian JJ, Biberthaler P, Welch RD, et al. Serum GFAP and UCH-L1 for prediction of absence of intracranial injuries on head CT (ALERT-TBI): a multicentre observational study. *Lancet Neurol*. 2018;17(9):782-789. doi:10.1016/S1474-4422(18)30231-X 4. Wang KKW, Kobeissy FH, Shakkour Z, Tyndall JA. Thorough overview of ubiquitin C-terminal hydrolase-L1 and glial fibrillary acidic protein as tandem biomarkers recently cleared by US Food and Drug Administration for the evaluation of intracranial injuries among patients with traumatic brain injury. *Acute Med Surg*. 2021;8(1):e622. doi:10.1002/ams2.622 5. Bazarian JJ, Welch RD, Caudle K, et al. Accuracy of a rapid GFAP/UCH-L1 test for the prediction of intracranial injuries on head CT after mild traumatic brain injury. *Acad Emerg Med*. 2021;10.1111/acem.14366. doi:10.1111/acem.14366 6. Michelson EA, Huff JS, Loparo M, et al. Emergency department time course for mild traumatic brain injury workup. *West J Emerg Med*. 2018;19(4):635-640. doi:10.5811/westjem.2018.5.37293

#### For In Vitro Diagnostic Use.

Any photos displayed are for illustrative purposes only. Any person depicted in such photos is a model.  
Alinity i TBI and Alinity are trademarks of Abbott. © Abbott Laboratories. ADD-138976-EMEA-EN 4/22



# We asked two CNSF members for their views on work and life...

## Karel ter Brugge

CNSR Past-President and current member

**Q. Was there a defining moment that led you to choose the neurosciences as your career, and why?**

**A.** There were probably 2 moments that influenced me to become involved in the neurosciences.

The first was when as an Intern at the University of Utrecht Medical Center and rotated through neurosurgery I saw the Head of Neurosurgery Prof Henk Verbiest performing a percutaneous carotid angiogram which showed an intracranial aneurysm. He then operated, in the same session, upon the aneurysm, but during the surgery the aneurysm burst and blood could be seen squirting from the surgical site like a fountain. I was impressed how calm Prof Verbiest remained during this crisis and asked calmly one of his staff to go underneath the anesthetic drapes and compress the carotid artery. The patient survived this potential catastrophe.

The second moment occurred when during my residency at the Toronto Western Hospital I became exposed to neuroradiology as the staff neuroradiologist Bernie Auerbuck asked me to participate in neuroradiological procedures such as pneumoencephalography and carotid and brachial angiography and I became fascinated by the images revealing often indirectly evidence of intracranial pathology.

**Q. What was the greatest piece of advice you have received?**

**A.** There are 2 pieces of advice that have dramatically affected my career path in Neuroradiology in Canada.

The first was the advice given to me by a friend of my parents Mr Jan Heersink, a Vice Consul of the Netherlands in Canada. At the end of my medical training in Holland I was expected to enter the army services for 2 years. Mr Heersink recommended I should instead continue my medical career in Canada. I applied to several Hospitals in Montreal and Toronto and was accepted at University of Toronto in 1970.

The second piece of advice came from Dr Allan Fox, who was on staff as a neuroradiologist at the London University Hospital. In the late seventies and early eighties LUH had started under the leadership of Dr Charles Drake an interventional neuroradiology program by attracting a pioneer in the field Dr Gerard Debrun from Paris France. Keen to start a similar program in Toronto I asked Dr Allan Fox for advice and he recommended me to contact a rising star in Neurovascular anatomy and interventional neuroradiology Dr Lasjaunias also from Paris France. This led to Dr Pierre Lasjaunias spending a sabbatical in Toronto and setting up an INR program at Toronto Western Hospital with linkage to the Toronto Hospital for Sick Children. With the blessing of then University Head of Neurosurgery Dr Allan Hudson, we created with Dr Chris Wallace, neurosurgeon who had trained with Dr Drake, a true and unique multidisciplinary program in neurovascular diseases at TWH that became a role model in the field gaining national and international recognition.



**Q. What do you do when you have down time?**

**A.** With all the clinical and administrative roles during my career unfortunately and predictably downtime was limited to spending as much time with my family as possible. This became an even much greater priority after our 12 year old son Edwin was killed by a drunk motorbike driver. Together with my wife Yoka and our 2 daughters, Melanie and Kimberly we spend as much time as possible together including traveling to many remote countries.

**Q. What do you think of when you hear the words brain health?**

**A.** My thoughts about brain health are colored by the age I have now reached. Being 78 has made me realize that our brains, while fortunately still functioning, are clearly deteriorating and the process of aging is associated with less optimal functioning of our brains. The question can then be raised is this deterioration of the brain part of the normal aging process or are we facing some type of dementia and is our brain no longer healthy. As the entire population gets older this issue will likely become of even greater interest in the future and require additional intensive research.

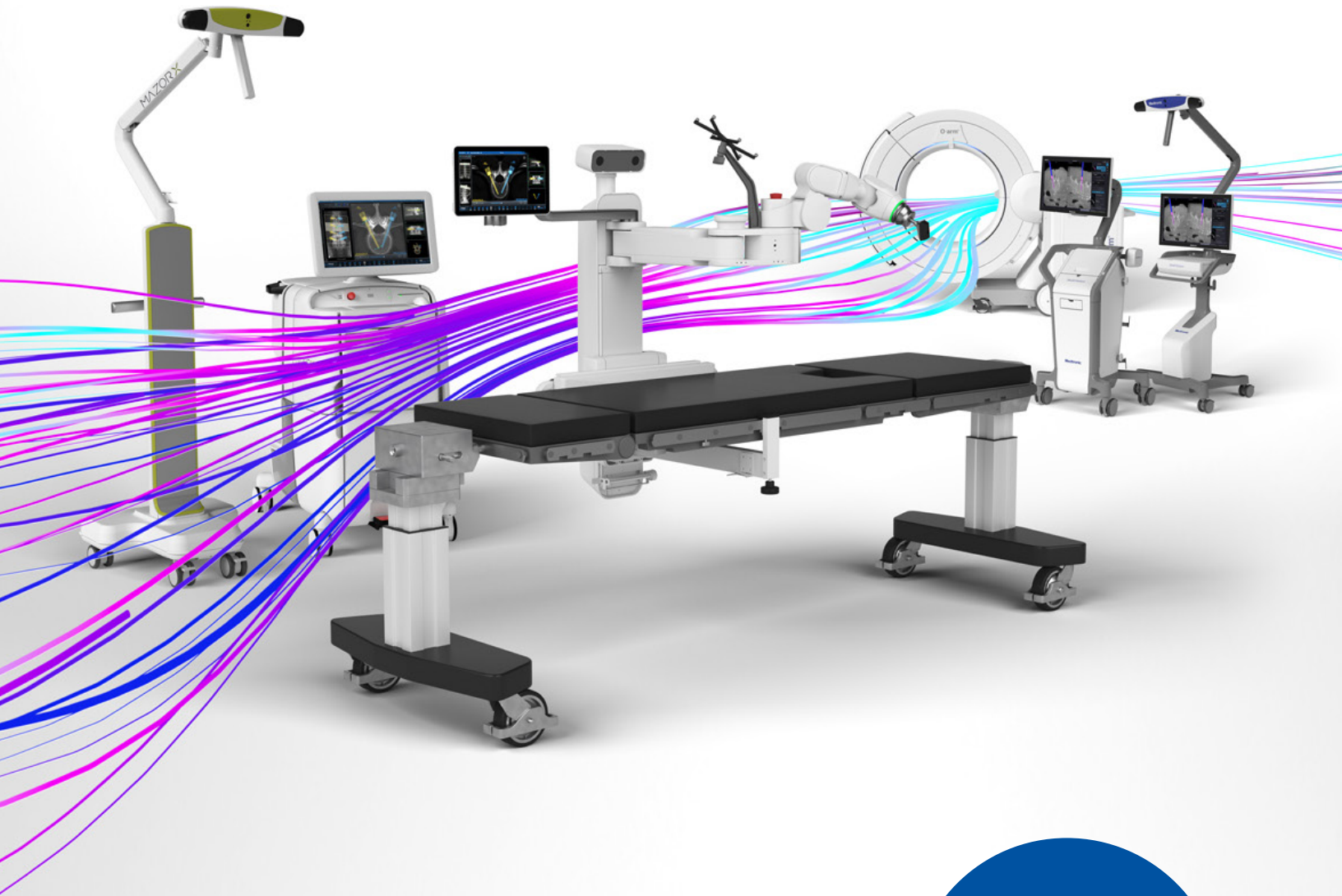
**Q. What is your favorite book and why?**

**A.** There are many books that I like and that have influenced me over the years. But limiting myself to books specifically related to the neurosciences there are 2 books that stand out in my mind.

First the autobiography by Dr Wilder Penfield, *No Man Alone*. It is remarkable to learn how determined he was already at young age to become a neurosurgeon. His early career was based upon being exposed and learning by visiting the then outstanding neurosciences centers in the USA and around the world. In doing so he was able to select their most outstanding advances and incorporate them into an Institute together in close association with the relevant disciplines neurology and neuropathology. His dream became a reality when with this philosophy in mind the Montreal Neurological Institute was created which then under his leadership became a world leader in the functional neurosciences. Dr Penfield unfortunately died a few months after I started my fellowship in neuroradiology at the MNI.

Medtronic

# Say hello to AiBLE™ surgical suite



## Able to do more.

See how we are connecting everything  
to empower you to do your best work.

Visit the Medtronic  
Booth to discover  
more about  
**AiBLE™**

## Karel ter Brugge, CSNR Past-President and current member (continued)

Second is a book, also an autobiography, by Henry Marsh, *Do No Harm*. It describes beautifully the life of a very accomplished neurosurgeon in London England and his willingness to discuss mistakes he made while taking care of patients, the lessons he learned and how the interactions between patients and himself affected his career. His absolute commitment to his work struck a chord with me and is very much an aspect that many physicians can relate to. Similar to the Canadian environment he describes the struggles with the health care system in the UK, claiming to focus on patient centered care but in reality, spending increasing amounts of money on expanding the administrations of hospitals rather than prioritizing spending proper resources on patient care.

### Q. Which technology could you do without?

A. Not an easy question as technology in general has become critical in making progress in many fields and all aspects of modern life, including in the neurosciences and in particular interventional neuroradiology. For instance progress in acute stroke treatment has to a large extent been possible due to the tremendous evolution of the relevant device technology. What I resent is the associated Industry driven manipulation of the medical community continuously pressuring them to constantly change devices in order to “remain up to date” rather than demonstrating improved efficacy and safety of new technology ideally at a reduced price. The introduction of new technology also created a new type of “expert” selected by the manufacturers to feature their product at seminars and lunch and learn sessions demonstrating their often limited experience with a single product as compared to the true leaders (experts) in the field as recognized by their peers.

### Q. What one thing could everyone do to stay brain healthy?

A. I wish we had an answer for that. The most obvious recommendation would be to remain active and thereby activate the brain through continuous stimulation. I am concerned about the impact of “social media” and artificial intelligence that seem to be having a negative impact upon

brain health. I rather think their impact could eventually be negative and maybe should be more regulated and redirected towards keeping our brains happy rather than making money for Companies through advertising.

### Q. How has your career in medicine created value in your life?

A. The first thought that comes to mind is my experience of introducing endovascular management of challenging and life threatening neurovascular disorders in neonates and children in Canada. Over the years the ability to manage disorders such as Vein of Galen Malformations successfully has become more and more a reality. The gratitude of affected parents has been very moving and even 20 years after treating some of these young patients I get letters of appreciation which help to compensate for the failures in others that we necessary encountered.

The other aspect is that by teaching diagnostic and interventional neuroradiology to Canadian and International fellows and visitors we indirectly helped to bring this technology and disease understanding also to remote regions in Asia and Africa. The gratitude from physicians in those region and indirectly their patients has been heart-warming.

### Q. What advice would you give to someone aspiring to be successful?

A. To be successful can mean different things. The challenge will be to manage the balance between being professionally successful and having a stable and fulfilling family life. Being in the field of medicine is a privilege and looking after patients can be extremely rewarding. That in itself could lead one to be successful. Working together with other physicians creating well-functioning teams can result in having a successful and satisfying career. Enjoying what you are doing, be it patient care or research, the most important aspect to be successful is to be enjoying what you are doing and sharing this with those closest to you

## Stay connected

### Download the CNSF Congress App

Access the most up-to-date information about the Congress, including schedules, session highlights, exhibitor info, maps and much more. Log in or create an account to favorite a presentation, access your personal schedule, take notes, or send feedback. Registered attendees have the added benefit of course material and evaluation surveys to claim CME credits.



Search for **CNSF Congress** in the App Store on your iPhone, iPad, or Android device. Download it for **free** and start planning your experience. **Watch for the 2023 CNSF event!**

Mobile App sponsored by argenx Canada, Inc.





# WHAT COULD SLOWER DISEASE PROGRESSION MEAN TO YOUR PATIENTS WITH ALS?

IN THE CENTAUR TRIAL,  
ALBRIOZA™ ± SOC demonstrated a mean ALSFRS-R total score

≈ **2.32** POINTS HIGHER THAN PLACEBO ± SOC  
at the end of the 6-month randomized phase ( $p=0.03$ ).<sup>††</sup>



Slowing of disease progression may start as early as  
**6 weeks** after treatment initiation (95% CI: 0.04–1.12).<sup>1,2</sup>

ALBRIOZA (sodium phenylbutyrate and ursodiolcoltaurine) is indicated for the treatment of patients with amyotrophic lateral sclerosis (ALS).

ALBRIOZA has been issued marketing authorization with conditions, pending the results of trials to verify its clinical benefit. Patients should be advised of the nature of the authorization. For further information for ALBRIOZA, please refer to Health Canada's Notice of Compliance with conditions - drug products web site: <https://www.canada.ca/en/health-canada/services/drugs-health-products/drug-products/notice-compliance/conditions.html>.



Visit [albrioza.ca](https://albrioza.ca) for more information



† The efficacy of ALBRIOZA was assessed in a 24-week, multicenter, randomized, double-blind, placebo-controlled, parallel-group study of patients with familial or sporadic ALS. 137 patients were randomized 2:1 to receive ALBRIOZA or placebo. The primary efficacy endpoint was a comparison of the rate (slope) of reduction in total scores between ALBRIOZA ± SOC vs. placebo ± SOC from baseline to Week 24 in the mITT population.

ALSFRS-R: ALS Functional Rating Scale-Revised; mITT: modified intent-to-treat; SOC: standard of care therapies.

## Clinical use:

For pediatrics (<18 years of age), no data are available to Health Canada; therefore, Health Canada has not authorized an indication for pediatric use.

Limited data with the use of ALBRIOZA in geriatric patients are available. Of the 89 patients with ALS who received ALBRIOZA in the Phase II safety and efficacy study, 25 patients were between 65 and 79 years of age.

## Contraindications:

- Hypersensitivity to this drug, bile salts, or to any ingredient in the formulation, including any non-medicinal ingredients, or component of the container
- Pregnancy
- Breastfeeding

## Relevant warnings and precautions:

- Sodium content: Use with caution in patients with congestive heart failure, renal insufficiency, or other conditions associated with sodium retention with edema
- Dextrates content: Patients with rare hereditary problems of glucose-galactose malabsorption should be made aware
- Sorbitol content (800 mg in two sachets): Sorbitol is known to cause gastrointestinal discomfort and laxative effects at doses greater than 5 g/day
- ALBRIOZA has not been evaluated to determine its potential for carcinogenicity
- Cardiac events and electrocardiogram (EKG) abnormalities
- Use with caution in patients with hepatic insufficiency

- Use with caution in patients with enterohepatic circulation disorders, pancreatic disorders or intestinal diseases which may alter the concentration of bile acids and affect ursodiolcoltaurine levels, or partial biliary obstruction
- Neurotoxicity
- Use with caution in patients with renal insufficiency
- No studies on pregnant or breastfeeding women have been conducted

## For more information:

Please consult the Product Monograph at <https://www.amylyx.ca/document/albrioza-product-monograph.pdf> for more information relating to adverse reactions, drug interactions, and dosing information, which have not been discussed in this advertisement.

The Product Monograph is also available by calling us at 1-877-374-1208.

## References:

1. ALBRIOZA Product Monograph. Amylyx Pharmaceuticals, Inc. March 15, 2023.
2. Amylyx Pharmaceuticals, Inc. Data on File. ALSFRS-R at various timepoints in CENTAUR. March 31, 2022.



©2023 Amylyx Pharmaceuticals, Inc. All Rights Reserved.  
AMYLYX®, the AMYLYX® logo, ALBRIOZA™ and the ALBRIOZA™ logo are trademarks of Amylyx Pharmaceuticals, Inc. PM-00336 04/23





# We asked two CNSF members for their views on work and life...

## Pat McDonald, CNSS Past President and current member

### Q. Was there a defining moment that led you to choose the neurosciences as your career, and why?

A. I became interested in neurosurgery relatively late in medical school (you didn't have to know what you wanted to do so early like you do now). For most of medical school I thought I would be an obstetrician but an encounter with a neurosurgeon changed that. One of my classmates was doing a neurosurgery elective at Sunnybrook Hospital and suggested I join him one day. I thought it would be interesting so tagged along. That day the residents were all away to listen to a Visiting Professor, so it was just the attending neurosurgeon and us. The neurosurgeon let me do a burr hole and some suturing- that, and just seeing the glistening surface of the brain had me hooked! I was lucky to do a few more electives during clerkship in Toronto and encountered so many role models and mentors, both among the residents and staff neurosurgeons. My advice to students is to go into every session where you encounter a new specialty with an open mind — you might end up down a path you never thought you would go.

### Q. What was the greatest piece of advice you have received?

A. I'm not sure who first said this, but both a friend and colleague separately reminded me that "comparison is the thief of joy". I think it applies to life both in and out of the hospital.

Although this is not really advice, my parents taught me by example that there is dignity and value in all work and that no matter what you do, recognize that you are playing a vital role and no more or less important than anyone else.

### Q. What do you do when you have down time?

A. The outdoors and music have always played a huge role in my life. My wife and I love to cross-country ski, run and cycle and I have recently taken up swimming. I've also just purchased my dream alto saxophone, a Selmer Reference 54, and I've started playing again after a 25-year break, much to the chagrin of my neighbors.

### Q. What do you think of when you hear the words brain health?

A. The health of the brain and the health of the body go hand in hand, so you really need to take care of your body to take care of your brain, and take care of your brain to take care of your body. Without taking care of both, neither one will thrive.

### Q. What is your favorite book and why?

A. It's hard to pick just one so I'll pick three: *East of Eden* by John Steinbeck — there is no better summary of the human condition, *Love in the Time of Cholera* by Gabriel Garcia Marquez, because I am a romantic at heart, and *Cutting for Stone* by Abraham Verghese, because of the way it weaves medicine into the narrative better than anything I've read.

### Q. Which technology could you do without?

A. That is the easiest question of all of these: Social Media. Although I think the major social media platforms were started with good intentions, as a way to bring us together, they have increasingly been used to drive us apart. I have cut back considerably on my time using social media and am better for it.

### Q. What one thing could everyone do to stay brain healthy?

A. Try to learn something new or re-discover something you used to love. Whether it's a language, a musical instrument or sport, the excitement and joy of discovery helps your brain and body.

### Q. How has your career in medicine created value in your life?

A. I continually remind myself of what a privilege it is to do what we do. Patients and families allow us to witness and be a part of what is often one of the most difficult trials they have had to face, and that has immeasurable value. I have also developed lasting friendships with colleagues across the country.

### Q. What advice would you give to someone aspiring to be successful?

A. Be content. We have already won the lottery by being fortunate enough to be in the medical profession in Canada.



# 2023 Grand Plenary Speakers

Wednesday, June 7, 8 am – 12 noon

Featuring the following special guest lecturers!

## CNSR – Terbrugge Lecture

**Infection and inflammation: radiological insights into patterns of pediatric immune mediated CNS injury**



**Dr. Manohar Shroff** is Professor in the Medical Imaging Department of University of Toronto, Radiologist-in-Chief of the Department of Diagnostic Imaging at the Hospital for Sick Children (SickKids). He also holds the Ontasian Chair of Pediatric Radiology since 2011 and is the chair of the Credentials Committee for Physicians & Clinical Staff at SickKids since 2018.

He has played a significant role in pediatric radiology and neuroradiology education at the national and international levels and has offered significant academic administrative service to SickKids, the University of Toronto and the Royal College of Physicians of Canada. He is a Founder Member for the subspecialty of Neuroradiology at the Royal College. He was the Fellowship Program Director and subsequently the Neuroradiology Program Director for Medical Imaging at the University of Toronto. He has been involved in the training of numerous fellows, residents, postgraduate and undergraduate students in his teaching career and has been granted numerous awards for Excellence in Teaching in the Fellowship and Residency Program at the Department of Medical Imaging, University of Toronto. Dr. Shroff has been awarded 'Excellence in Teaching in the Fellowship or Residency Program' fifteen times between the years of 2002 and 2018. For his dedication as Director of the Fellowship Program and Neuroradiology Program, in 2011 he was presented the "Appreciation of your Dedicated Service" award from the Department of Medical Imaging, University of Toronto. Dr. Shroff has been involved in pediatric radiology education outreach in developing countries, nationally and in the local community. In November 2022, Dr. Shroff was awarded the 'Lifetime Achievement Award' the highest annual Department of Medical Imaging award in recognition of his many contributions.

Dr. Shroff has published nearly 200 publications in peer-reviewed journals. He is co-investigator and collaborator with other researchers and is the lead radiology reader on several clinical trials. Dr. Shroff contributes internationally and was until recently as member of the Board of the American Society of Pediatric Neuroradiology (ASPNR) and currently serves as Chair of the Gold Medal Award Committee of the ASPNR. As an expert in the field of neuroradiology, he has been invited as a lecturer/presenter and a member on panel discussions regarding pediatric radiology education in many symposia and conferences around the globe.



Browse the 2023 CNSF Congress program and event details. Click the QR code or visit [eventscribe.net/2023/cnsfcongress](https://eventscribe.net/2023/cnsfcongress)

## CNS – Richardson Lecture

**The Multiple Sclerosis Prodrome**



**Dr. Helen Tremlett** is Professor at the University of British Columbia, Vancouver, Canada in the Faculty of Medicine, Division of Neurology and Djavad Mowafaghian Centre for Brain Health. Dr Tremlett's research program is funded through operating and foundation grants from the Canadian Institutes of Health Research (CIHR), the MS Society of Canada, the MS Scientific Research Foundation, and the US National MS

Society, among others. Trained in pharmacoepidemiology and multiple sclerosis with a PhD from Cardiff University, UK. Heads the Tremlett Lab and the Epidemiology in MS research program with the vision of fostering excellence in multi-disciplinary clinical and epidemiological research to advance treatment-related knowledge and improve outcomes in those with MS. Ongoing research studies include: the MS prodrome, safety and effectiveness of the disease-modifying drugs for MS; pharmacogenomics; risk of MS in special populations; impact of comorbidities on MS outcomes; and the gut microbiome and MS.

- Over 200 peer-reviewed articles accessible via Pubmed: Search Tremlett at [www.ncbi.nlm.nih.gov/pubmed](https://www.ncbi.nlm.nih.gov/pubmed)
- Team website: [epims.med.ubc.ca](https://epims.med.ubc.ca), Email: [helen.tremlett@ubc.ca](mailto:helen.tremlett@ubc.ca)
- Blog: Tremlett's MS Research Explained [tremlettsmsresearchexplained.wordpress.com](https://tremlettsmsresearchexplained.wordpress.com)

## CSCN Gloor Lecture

**Muscle MRI Transforming Care in Neuromuscular Disease**



**Dr. Jodi Warman-Chardon** is a Clinician-Scientist in the Department of Medicine at the Ottawa Hospital, Ottawa Hospital Research Institute (OHRI) in Neurosciences and Clinical Epidemiology and Department of Genetics at the Children's Hospital of Eastern Ontario/CHEO RI. She holds the Clinical Research Chair in Diagnosis and Discovery Pipeline for Patients with Genetic Neuromuscular Disease at the University of Ottawa. Dr. Warman received

her MD/Neurology residency at the University of Ottawa and MSC from Queen's University. She completed research and clinical fellowships in neuromuscular disorders from McGill University and neurogenetics at the University of Ottawa and is certified by the Canadian Society of Clinical Neurophysiologists (EMG). She led the strategic development and is now Director of the Ottawa Hospital Neuromuscular Centre, a diagnostic clinical research centre for patients with neuromuscular diseases. She is also co-director of the uOttawa Centre for Neuromuscular Disease, which unites over 60 clinical and basic researchers. Dr. Warman-Chardon's research program and clinical practice focuses on the diagnosis and the clinical characterization of patients with rare or novel inherited neuromuscular disease by Magnetic Resonance Imaging (MRI) and genomics technologies.

## CACN Tibbles Lecture

### The Paradox of Infection and Childhood Stroke



**Dr. Heather Fullerton** is a pediatric vascular neurologist and clinical investigator at the University of California, San Francisco. After completing medical school at Baylor College of Medicine (Houston, TX), she moved to the University of California, San Francisco (UCSF) for her pediatrics residency, child neurology and vascular neurology fellowships, and master's in clinical research. She joined the UCSF faculty in 2003. She

is the Kenneth Rainin Chair in Pediatric Stroke Care, Chief of Child Neurology in the UCSF Department of Neurology, and medical director of the Pediatric Brain Center at UCSF Benioff Children's Hospital.


Dr. Fullerton's primary research efforts have focused on understanding the complex relationships between infection, inflammation, and arterial ischemic stroke in childhood. She has had continuous NIH funding for over two decades, leading international, multicenter prospective cohort studies in this area. She also has a research interest in hemorrhagic stroke, which accounts for half of all strokes seen in children. She is the Center and Training Director of the AHA-Bugher Center of Excellence in Hemorrhagic Stroke Research at UCSF.

Dr. Fullerton is the principal investigator of the first NIH StrokeNet childhood stroke treatment trial. The Focal Cerebral Arteriopathy Steroid (FOCAS) Trial, which began in February 2023, is a comparative effectiveness trial of corticosteroids for the treatment of focal cerebral arteriopathy of childhood (FCA), an inflammatory, post-infectious cerebral arteriopathy that affects otherwise healthy children.

Dr. Fullerton is also the founding President of the International Pediatric Stroke Organization (IPSO), a nonprofit organization that aims to improve the prevention, care, and lifelong outcomes of children with cerebrovascular disease worldwide. Additionally, she serves as a co-mentorship officer and executive committee member of the NINDS Child Neurologist Career Development Program (CNCDP), a national K12 program that aims to train and support the next generation of academic child neurologists.

## CNSS Penfield Lecture

### Technologies to restore neurological functions after spinal cord injury



**Dr. Jocelyne Bloch** is neurosurgeon and Professor of neurological medicine at the University Hospital Lausanne (CHUV) where she leads the functional neurosurgery unit.

**Dr. Grégoire Courtine** is Professor of neuroscience at the Swiss Federal Institute of Technology Lausanne (EPFL). They cofounded .NeuroRestore,

a center dedicated to the development of neurotherapies involving neurosurgical interventions. They are known worldwide for the conception of neuroprosthetic implants that restored walking in people with chronic paralysis. They also cofounded ONWARD medical; a start-up that aim to translate their discoveries into medical products.

## CSC Sandra Black Lecture

### Small Vessels Cause Big Problems: Advances in Understanding the Pathophysiology of Cerebral Small Vessel Disease



**Dr. Eric Smith** is Professor of Neurology, Radiology, and Community Health Sciences at the University of Calgary, and the holder of the endowed Kathy Taylor Chair in Vascular Dementia. He directs the Cognitive Neurosciences Clinic at Foothills Medical Centre and is a member of the Calgary Stroke Program. Dr. Smith graduated from McGill University, trained in Neurology in teaching hospitals of Harvard Medical School, and was

Assistant Professor of Neurology at Harvard University before being recruited to Calgary in 2008. He has received the Robert G. Siekert New Investigator Award in Stroke from the American Heart Association and has been elected to the Royal Society of Canada College of New Scholars, Artists, and Scientists. Dr. Smith is interested in how cerebral small vessel diseases, including cerebral amyloid angiopathy, contribute to risk for cognitive decline and dementia..

## Don't miss these Grand Plenary Speakers Download the CNSF Congress App

Access the most up-to-date information about the Congress, including schedules, session highlights, exhibitor info, maps and much more. Log in or create an account to favorite a presentation, access your personal schedule, take notes, or send feedback. Registered attendees have the added benefit of course material and evaluation surveys to claim CME credits.



Search for **CNSF Congress** in the App Store on your iPhone, iPad, or Android device. Download it for **free** and start planning your experience. **Watch for the 2023 CNSF event!**

Mobile App sponsored by argenx Canada, Inc.





# Exhibitor Listing

---

## Abbot

Booth 105

● Gold

Our diagnostics provide information you need, when you need it, so you and your doctor can make better decisions. Abbott has pioneered innovative ways to screen, diagnose and monitor a vast range of health conditions with speed, accuracy and efficiency across core laboratory, molecular and point-of-care diagnostics.

---

## Alexion Pharma Canada

Booth 207

● Gold

Alexion is a global biopharmaceutical company focused on serving patients and families affected by rare diseases through the discovery, development and commercialization of life-changing therapies.

---

## Alnylam Pharmaceuticals Canada

Booths 101 / 102

● Gold

Alnylam is the leading RNAi therapeutics company. We believe our efforts have the potential to improve the lives of Canadian rare disease patients.

---

## Amylyx Pharmaceuticals

Booths 201 / 203

● Gold

Amylyx Pharmaceuticals, Inc. is a clinical-stage biopharmaceutical company working on developing a novel therapeutic for amyotrophic lateral sclerosis (ALS) and other neurodegenerative diseases.

---

## argenx Canada, Inc.

Booth 206

● Gold

argenx is a global immunology company committed to improving lives of people suffering from severe autoimmune diseases. Discover more at [www.argenx.com](http://www.argenx.com).

---

## Baxter

Booth 113

At Baxter, we work at the critical intersection where innovations that save and sustain lives meet the healthcare professionals and caregivers who make it happen. Learn more about our diverse portfolio of solutions at [www.baxter.ca](http://www.baxter.ca).

---

## BC Neuroimmunology Laboratory Inc.

Booth 205

BC Neuroimmunology specializes in providing best-in-class diagnostic tests with high-quality laboratory services in neuroimmunology and neurodegeneration throughout North America for clinical and research purposes, and human clinical trials.

---

## Biogen

Booth 313

At Biogen, our mission is clear: we are pioneers in neuroscience. Biogen is one of the world's first biotechnology companies and is the only major player exclusively focused on neuroscience.

---

## BioMarin Pharmaceutical

Booth 109

BioMarin provides innovative therapeutics to patients with serious unmet medical needs.

---

## CSL Behring

Booth 211

● Gold

A biotechnology company involved for more than a century with research and development related to severe and rare diseases, giving our support to patients with severe diseases.

---

## Designs for Vision, Inc. - USA

Booth 301

Designs for Vision, Inc. the trusted provider of visual enhancement for surgeons, introduces the REVEAL FGS – the only wearable FGS solution providing up to 12.9x brighter fluorescence.

---

## Galen Medical Ltd.

Booth 110

Galen Medical is a Canadian supplier of innovative medical technologies in neurosurgery and spine. Visit our booth and try the new neXus ultrasonic platform — the future is neXus!

---

## Integra LifeSciences (Codman Specialty Surgical)

Booth 200

● Gold

Integra LifeSciences, a world leader in medical technology, is dedicated to limiting uncertainty for surgeons, so they can concentrate on providing the best patient care. Integra offers innovative solutions in neurosurgery, reconstructive and general surgery and orthopedic extremity surgery.

---

## Interior Health Authority

Booth 100

Interior Health provides a vast array of specialty health care services. Experience unrivaled collegiality in stunning British Columbia.

---

## Invitae

Booth 112

Invitae's mission is to bring comprehensive genetic information into mainstream medicine to improve healthcare for everyone. We offer high-quality, affordable testing across all of life's stages.

---

## KEGO Corporation

Booth 111

KEGO Corporation is a manufacturer and distributor of medical equipment and supplies, specializing in products relevant to respiratory, sleep and neurodiagnostics.

---

## Marinus Pharmaceuticals – USA

Booth 306

Marinus is committed to improving the lives of patients with seizure disorders through the development of innovative treatment options and by closely collaborating with patients, caregivers and healthcare professionals.



## MD Financial Management and Scotiabank Healthcare+

Booth 303

● Silver

Together, [MD Financial Management](#) and Scotiabank provide a robust suite of comprehensive financial services tailored specifically to physicians' needs and circumstances, including the uniquely co-created [Scotiabank Healthcare+](#) Physician Banking Program.

## Medexus Pharmaceuticals Inc

Booth 300

● Gold

Medexus Pharmaceuticals Inc. is an innovative specialty & rare disease pharmaceutical company focused on neuro-oncology, hematology, auto-immune diseases, and allergy.

## Medtronic of Canada Ltd.

Booth 104

● Silver

Through innovation and collaboration, Medtronic helps to improve the lives and health of millions of people each year. Learn more about our technology, services and solutions at [Medtronic.ca](#).

## Migraine Canada

Booth 317

Migraine Canada is a federally registered charity and is national in scope. Our mission is to improve the lives of Canadians living with migraine. Our stakeholder community includes patients, the public, healthcare professionals and decision makers.

## Mitsubishi Tanabe Pharma Canada

Booth 103

● Gold

Mitsubishi Tanabe Pharma Canada, Inc. (MTP-CA) is focused on providing therapies for some of the most difficult-to-treat diseases. We strive to make a difference for those struggling with devastating illnesses.

## NeuroSource Medical

Booth 204

We are a Canadian-owned neurodiagnostic distribution company made up of clinical professionals with combined expertise in EMG, EEG, IONM, SEEG and Sleep.

## NovaSignal Canada

Booth 312

Unlocking the power of cerebral blood flow data, NovaSignal combines ultrasound, robotics, and A.I. to assess cerebral hemodynamics to support physicians in clinical decision making in several neurological conditions including stroke.

## Novus Medical Inc.

Booth 308

Novus is the exclusive Canadian representative for Cadwell neurology solutions.

## Paladin Labs

Booth 208

● Bronze

With headquarters in Montréal, Canada, Paladin Labs Inc. is a leading specialty pharmaceutical company focused on acquiring or licensing emerging pharmaceuticals for the Canadian market.

## Pfizer

Booth 309

Pfizer Canada ULC is the Canadian operation of Pfizer Inc., one of the world's leading biopharmaceutical companies.

## Sobi Canada

Booth 210

● Silver

We bring something rare to rare diseases – a rare expertise and a strength in access that allows us to be a partner in care for those otherwise overlooked.

## Stryker

Booth 311

Stryker is a leading global medical technology company dedicated to making healthcare better. Our broad-ranging products and expert support help healthcare professionals improve patient care and enhance operational results. Our Neurosurgical and Advanced Guidance Technologies businesses focus on delivering the high-performance instrumentation and computer assisted surgery systems needed for complex procedures in the most delicate and complex areas of the human body.

## Surgi-One Medical Technologies Inc.

Booth 305

Surgi-One is pleased to be featuring the following products at this year's conference- Sugita T2 Aneurysm Clips and Appliers, Mizuho Micro Vascular Dopplers, Micro Surgical Instruments, Mizuho Neurosurgical Table, Ad-Tech Electrodes for Epilepsy Surgery, Thompson Spine Retractors, NSK Primado 2 Total Surgical System, DORO Cranial Stabilization and Retractor Systems, and SunOptics Surgical Headlights.

## Teva Canada Innovation

Booth 213

● Bronze

At Teva, we care deeply about the wellbeing of the patients, caregivers and communities who rely on us. We serve 200 million people every day. From our role as a global leader in generic and brand-name medicines to the innovative solutions we create for our healthcare partners.

## UpCare Partners & Associates

Booth 302

For the evolution of healthcare UpCare connects global medical innovations to the Canadian market to enhance patient and provider experiences.

## Vancouver Island Health Authority

Booth 315

Island Health provides comprehensive health care services to more than 850,000 people on Vancouver Island. Contact us to discuss our opportunities and the possibilities for your career, family and future!

## Zeiss Canada

Booth 114

Countless neurosurgeries are performed using visualization solutions from ZEISS. Designed to suit the greatest challenges of various neurosurgical procedures, ZEISS visualization systems support neurosurgeons to expand their boundaries of care.

**Virtual Exhibit Hall: [veh.cnsf.org](#)**

# Congress Sessions Supported by Industry

These sessions are an opportunity for registered delegates to attend specific topics of interest and are developed by the CNSF and “Industry”. A light lunch will be served.

**Pre-registration is required for each session through the Congress registration process.**

## Tuesday, June 6, 2023

12:00 noon – 1:30 pm • Lunch 'n Learns

### 1. Multimodal Monitoring and the Application of Published Protocols in the Neuro ICU

**Chairs/Speakers:** Francis Bernard

The body of evidence supporting the need for multimodal monitoring in traumatic brain injury is growing. Recently, the feasibility of utilizing a treatment protocol based on intracranial pressure (ICP) and brain tissue oxygen (PbtO<sub>2</sub>) monitoring was evaluated in the BOOST-2 trial published in 2017, and the ongoing BOOST-3 study, an RCT that will determine the safety and efficacy of a strategy guided by treatment goals based on both ICP and PbtO<sub>2</sub> as compared to a strategy based on ICP monitoring alone.

Please join Dr. Francis Bernard, an Investigator for BOOST-3, as he discusses the published research and protocols regarding multimodal monitoring, and his application of these principles in real world ICU patients.

*This program was developed by the CNSF and Integra.*

### 2. New Advances in the Treatment of General Myasthenia Gravis: Expanding the use of Targeted Therapy

**Chairs/Speakers:** Sameer Chhibber

Review current management goals for gMG. Review of the gMG mechanism of disease, the role of complement and how in the CHAMPION MG study, Ravulizumab demonstrated Efficacy and Safety in the treatment of AChR anti-body positive gMG disease. Translating evidence into the real-world management of the “earlier” gMG patient.

*This program was developed by the CNSF and Alexion Pharma Canada.*

### 3. You're the Hero, Choose Your Own Adventure: An hATTR Story

**Chairs/Speakers:** Michelle Mezei, Steven Baker, Dan Matheson

The management of hATTR amyloidosis requires a multidisciplinary approach and neurologists have an important role in ensuring that their patients with hATTR amyloidosis-PN are managed optimally. Join our speakers for an interactive case-based presentation where you are the hero of your own story. Through interactive polling questions, you will decide the outcome of the case and learn about the diagnosis, disease progression and multidisciplinary management of hATTR amyloidosis

*This program was developed by the CNSF and Alnylam.*

## Wednesday, June 7, 2023

12:15 pm – 1:45 pm • Lunch 'n Learns

### 1. ALS – Time is Motor Neurons

**Chairs/Speakers:** Angela Genge, Priya Dhawan

The referALS tool provides critical information to Community Neurologists (CN) to refer to a CALS network as soon as ALS is suspected and prior to completion of diagnostic testing which will shorten the path to diagnosis.

*This program was developed by the CNSF and Amylyx.*

### 2. Cutting edge techniques for maximal safe brain tumor resection, including fluorescence

**Chairs/Speakers:** Dhany Charest, Walter Stummer, John Sinclair

Overview of the advances in neurosurgery using new available techniques to maximize safe resection of brain tumors, including Fluorescence-Guided Surgery. The new techniques complement other existing surgical tools which enable differentiation between tumor and normal brain tissue, allowing a higher degree of resection, and improves patient outcome. The Canadian experience with these new techniques and perspective on how they fit with the other tools already available to maximize safe resection of brain tumors will be discussed. Finally, the future of brain tumor surgery will be explored

*This program was developed by the CNSF and Medexus Pharmaceuticals Inc.*

### 3. New Frontiers in the management of myasthenia gravis

**Chairs/speakers:** Vera Bril, Angela Genge, Zaeem Siddiqi

Argenx, Canada will host a symposium that will focus on the innovation of FcRN inhibition in the treatment of myasthenia gravis.

*This program was developed by the CNSF and Argenx Canada.*

---

## Thursday, June 8, 2023

12:00 noon – 1:30 pm • Lunch 'n Learns

### 1. Measuring outcomes that matter to patients in Neuromuscular Disease: An individualized approach to transitioning from IVIg to home based therapy with SCIg

**Chairs/Speakers:** Sameer Chhibber, Kristine Chapman, Katie Beadon, Mairead Ashe

To help guide shared treatment decision, we will discuss the importance of individualizing the clinical approach and measuring outcomes that matter to patients with neuromuscular disorders. Then we will explore the options how to incorporate these outcome measurements into routine neurology practice. Finally we will understand the principles and practical considerations of transitioning patients with immune mediated neurologic conditions from IVIg to home-based treatment with SCIg.

*This program was developed by the CNSF and CSL Behring.*

### 2. The use of novel biomarkers for mild Traumatic Brain Injury to predict outcomes and inform treatment interventions

**Chairs/Speakers:** Beth McQuiston, Jeffrey Bazarian, Matthew Noble

Emergency Department (ED) overcrowding is a pervasive problem in Canada, which has been exacerbated even further by the pandemic. This overcrowding reduces the capacity in the ED potentially leading to well-known consequences such as, patients leaving prior to the completion of care due to frustration, adverse patient outcomes, increased risk of hospital-acquired infections, and errors in patient management. As wait times in the ED increase so do wait times for medically necessary diagnostic imaging, often coming with a high price tag.

The current assessment of traumatic brain injury (TBI) has thus far relied on computed tomography (CT) scans to be performed and interpreted by experts, a resource not always available in urban and more rural regions. The use of novel biomarkers has recently been shown to assist in determining the need for a CT scan of the head in suspected cases of mild TBI within 12 hours of injury, thus easing the burden on an already strained healthcare system and possibly helping to mitigate some of these issues.

*This program was developed by the CNSF and Abbott.*

---

## Thursday, June 8, 2023

7:00 pm – 8:30 pm • Dinner Session

### 1. Breaking the News in ALS/MND

**Chairs/Speakers:** Angela Genge, Cathy Cummings, Melinda Kavanaugh

Research has shown that the manner in which a diagnosis of amyotrophic lateral sclerosis/motor neuron disease (ALS/MND) is delivered is a source of discontent for many people living with the disease and their caregivers.

This is not surprising given that conveying sensitive news to patients is an arduous and emotionally challenging task for healthcare professionals (HCPs), which many feel ill prepared for given the lack of medical training curricula devoted to this area.

How to Break the News in ALS/MND: A Primer for Physicians and Allied Health Professionals has been designed to improve HCP comfort and confidence in this task by providing them with the skills required to deliver challenging news effectively. The program centers around the A–L S–PIKES protocol which uses well-established principles of communication and counselling that are aimed at improving patient quality of life and promoting the well-being of HCPs involved in the care and management of people living with ALS/MND.

*This program was developed by the CNSF and Mitsubishi Tanabe Pharma Canada, Inc.*

These programs are developed by the CNSF and Industry Partners and are planned to achieve scientific integrity, objectivity and balance. They are unaccredited learning activities and not eligible for MOC credits.

# A NEW FORMULATION CHOICE FOR YOUR PATIENT'S FIGHT AGAINST ALS

RADICAVA® Oral Suspension and RADICAVA® IV are indicated for the treatment of patients with amyotrophic lateral sclerosis (ALS).



In a 24-week, randomized, placebo-controlled, double-blind study in 137 Japanese patients with ALS:

RADICAVA® IV Infusion slowed the loss of functional ability at 24 weeks (as measured by the ALSFRS-R scores)

**33%**

less change from baseline compared to placebo (LS mean change in ALSFRS-R scores from baseline vs placebo: -5.01 vs -7.50; 2.49 point difference [95% CI: 0.99–3.98],  $p=0.0013$ )\*†

The efficacy of RADICAVA® Oral Suspension is based on the comparative bioavailability study of RADICAVA® IV and RADICAVA® Oral Suspension in healthy subjects, demonstrating comparable exposure with both formulations.

Please see adjacent page for important safety information regarding RADICAVA®

ALSFRS-R: ALS Functional Rating Scale – Revised.

\*Results from a 6-month, randomized, placebo-controlled, double-blind study in which 137 patients with ALS were randomized to receive RADICAVA® IV (n=69) and placebo (n=68). RADICAVA® IV was administered as an intravenous infusion of 60 mg given over a 60-minute period according to the following schedule: An initial treatment cycle with daily dosing for 14 days, followed by a 14-day drug-free period (Cycle 1); subsequent treatment cycles with daily dosing for 10 days out of 14-day periods, followed by 14-day drug-free periods (Cycles 2–6).

†The ALSFRS-R scale consists of 12 questions that evaluate the fine motor, gross motor, bulbar, and respiratory function of patients with ALS (speech, salivation, swallowing, handwriting, cutting food, dressing/hygiene, turning in bed, walking, climbing stairs, dyspnea, orthopnea, and respiratory insufficiency). Each item is scored from 0–4, with higher scores representing greater functional ability.

REFERENCE: RADICAVA® Product Monograph. Mitsubishi Tanabe Pharma America, Inc.; 2022.



Mitsubishi Tanabe Pharma Canada



**Pr Radicava®** Oral Suspension  
(edaravone) 105 mg / 5 mL



#### Clinical use:

##### **Pediatrics (<18 years of age):**

No data are available to Health Canada; therefore, Health Canada has not authorized an indication for pediatric use.

##### **Geriatrics (≥65 years of age):**

Use in the geriatric population is not associated with differences in safety or effectiveness.

#### Contraindications:

RADICAVA® Oral Suspension is contraindicated in patients who are hypersensitive to the drug or any ingredient in the formulation.

#### Relevant warnings and precautions:

- Neurologic events
- Hypersensitivity reactions
- Sulfite allergic reactions
- Skin-related events
- Use in pregnant and breastfeeding women

#### For more information:

Please consult the Product Monograph at [RADICAVA.ca/pm](http://RADICAVA.ca/pm) for contraindications, warnings, precautions, adverse reactions, interactions, dosing, and conditions of clinical use.

The Product Monograph is also available through our medical department at 1-888-212-2253.



Mitsubishi Tanabe Pharma Canada



RADICAVA, the RADICAVA Oral Suspension logo, and the corporate symbol of Mitsubishi Tanabe Pharma Canada are trademarks of Mitsubishi Tanabe Pharma Corporation, used under license by Mitsubishi Tanabe Pharma Canada, Inc.

MTP Patient Support is a trademark of Mitsubishi Tanabe Pharma Canada, Inc.

© 2023 Mitsubishi Tanabe Pharma Canada, Inc. All rights reserved.

CP-OE-CA-0030 02/23

# Don't miss these 2023 Congress sessions!

## HOT TOPICS

**Wednesday, June 7**

**2:00 pm to 4:00 pm**

Garner some insights into the most current Hot Topics.

- **Hot Topics in Neurology:**  
Pills, Pregnancy and Patches:  
The Relationship Between Hormones and Migraine
- **Hot Topics in Neurosurgery:**  
What's new in Functional Neurosurgery
- **Hot Topics in Clinical Neurophysiology:**  
Potpourri in CSN
- **Hot Topics in Child Neurology:**  
A variety of cutting-edge topics
- **Hot Topics in Neuroradiology:**  
Chronic Subdural Hematoma
- **Hot Topics in Stroke:**  
Includes the latest in clinical practice, scientific knowledge, and future advances

## GRAND ROUNDS

**Friday, June 9**

**8:30 am to 12:00 noon**

**CNSF 2023 Congress wraps up with an expanded Grand Rounds session on Friday morning.**

Time for a bit of fun and lively debate. Interesting cases are presented, and attendees have the opportunity to ask questions and suggest a diagnosis. What will the final outcomes reveal?

**2023 Society Prize Winners** will be in attendance and will present their work between the case presentations. Expanded abstracts submitted for a society prize are judged on merit. Congratulations to this year's winners.

**Thank you for attending.**

### Lunch with the Exhibitors

Hop over to the **Exhibit Hall** for a final visit with our exhibitors and a quick bite of lunch before leaving the 2023 CNSF Congress and Banff National Park.

## MONTHLY CSNR WEBINARS

**Tuesday afternoons**

**3:00 pm Eastern**

The Canadian Society of Neuroradiology (CSNR) offers a series of **accredited webinars** covering a wide variety of Diagnostic Neuroradiology and Interventional Neuroradiology topics.

Emails are sent to the membership and pre-registration is required in advance of each session.

Canadian  
Society of  
Neuroradiology  
(CSNR)



Société  
Canadienne de  
Neuroradiologie  
(SCNR)

**Topics from the past 3 seasons include:**

- Imaging of Epilepsy
- Update on COVID Neuroradiology findings
- Surgical anatomy of the sinonasal cavity
- Acute Ischemic Stroke
- Prognostic Accuracy of Fetal MRI
- Brain Tumors and Aneurysm cases
- Spine Trauma
- Pediatric NeuroVascular
- Toxic Encephalopathy

**Previous webinar recordings**

Available on the CSNR webpage:

[cnsf.org/csnr/about-csnr/webinars-csnr](http://cnsf.org/csnr/about-csnr/webinars-csnr)

A photograph of an older couple hiking on a rocky trail. The man, with grey hair and glasses, is wearing a light blue t-shirt and khaki pants. The woman, with short blonde hair, is wearing a red t-shirt and khaki pants, and has a black backpack on. They are both smiling and looking towards a scenic view of a lake and mountains in the distance. The foreground is a rocky, grassy hillside.

***Delivering quality  
medicines,  
Helping patients  
in need***

# 2023 CNSF Congress Schedule

Browse the full schedule and all the 2023 CNSF Congress program and event details.  
Visit [eventscribe.net/2023/cnsfcongress](https://eventscribe.net/2023/cnsfcongress) or scan the QR code. (as of 2023-05-02)



## MONDAY JUNE 5

**3:00 – 6:30 pm**  
• CNSF Board Meeting & AGM

## TUESDAY JUNE 6

**8:00 – 10:30 am**  
**COURSES**

- Advances in treatments of hereditary neuromuscular diseases in children and adults
- Stroke, Neurology, and Medicine – Interdisciplinary medicine for all
- Imaging Brain Masses – What Neuroradiologists, Neurosurgeons, and Neurologists Can Learn from Each Other
- Brain Tumour Related Epilepsy: Clinical and Scientific Advances
- Neurology Residents': Autoimmune Neurology and Related Disorders
- Neurosurgery Residents': Spine

**10:45 – 11:45 am**  
**POSTER MODERATED SESSIONS**

**12:00 – 1:30 pm**  
**LUNCH 'N LEARNS**

- Multimodal Monitoring and the Application of Published Protocols in the Neuro ICU
- You're the Hero, Choose Your Own Adventure: An hATTR Story
- New Advances in the Treatment of General Myasthenia Gravis: Expanding the use of Targeted Therapy

**1:45 – 4:15 pm**  
**COURSES**

- Pediatric Movement Disorders
- Empowering Clinical Neurosciences for Optimal Patient Care – Quality Improvement and Advocacy Workshop
- Meningioma Update – Pathology, Molecular, Surgical, Therapeutic and Quality of Life
- Vascular Neuroimaging – a Course for Neuroradiologists, Neurosurgeons and Neurologists
- Neurology Residents': Autoimmune Neurology and Related Disorders
- Neurosurgery Residents': Spine

**4:15 – 5:15 pm**  
**SPC/PDC MEETING**

**5:15 – 6:45 pm**  
**CLINICAL CASE STUDIES (CCS)**

- Neuromuscular Case Discussion
- Video – EEG in epilepsy and other episodic events
- Neuroradiology
- Neurosurgery Fireside Chat

**7:00 pm**  
**RESIDENTS' AND FACULTY SOCIAL**

## WEDNESDAY JUNE 7

**7:00 – 8:00 am**  
• CSCN EEG & EMG/NCS section meetings

**8:00 – 12:00 noon**  
**GRAND PLENARY**

- **CNSR Terbrugge Lecture:** Manohar Shroff – Infection and Inflammation: radiological insights into patterns of pediatric immune mediated CNS injury
- **CNS Richardson Lecture:** Helen Tremlett – The Multiple Sclerosis Prodrome
- **CSCN Gloor Lecture:** Jodi Warman Chardon – Muscle MRI Transforming Care in Neuromuscular Disease
- **CACN Tibbles Lecture:** Heather Fullerton – The Paradox of Infection and Childhood Stroke
- **CNSS Penfield Lecture:** Drs Jocelyne Bloch and Grégoire Courtine – Technologies to restore neurological functions after spinal cord injury
- **CSC Sandra Black Lecture:** Eric Smith – Small Vessels Cause Big Problems: Advances in Understanding the Pathophysiology of Cerebral Small Vessel Disease

**12:15 – 1:45 pm**  
**LUNCH 'N LEARNS**

- Cutting edge techniques for maximal safe brain tumor resection, including fluorescence
- ALS – Time is Motor Neurons
- New Frontiers in the management of myasthenia gravis

**2:00 – 4:00 pm**  
**HOT TOPIC COURSES**

- **Hot Topics in Neurology:** Pills, Pregnancy and Patches: The Relationship Between Hormones and Migraine
- **Hot Topics in Neurosurgery:** What's new in Functional Neurosurgery
- **Hot Topics in Neurophysiology:** Potpourri in CSCN
- **Hot Topics in Pediatric Neurology**
- **Hot Topics in Neuroradiology:** Chronic Subdural Hematoma
- **Hot Topics in Stroke**

**4:15 pm**  
• CNS AGM  
• RCPSC – Neurosurgery Specialty Committee Meeting

**4:15 – 6:30 pm**  
**EXHIBITORS' RECEPTION**

**7:00 pm**  
**SOCIETY DINNERS:**  
• CACN, CNSS, CNSR

## THURSDAY JUNE 8

**6:30 – 8:00 am**  
• Journal Board Meeting

**7:00 – 8:00 am**  
• CSCN AGM

**8:00 – 10:30 AM**  
**SOCIETY DAY**

- **CNS Day:** Sex and Gender Issues Across the lifespan in Neurological Diseases
- **CNSS Day:** Neurosurgical Complication Management and Avoidance – Practical Aspects Using Actual Cases
- **CSCN Day:** EEG / SEEG: from basics to advanced
- **CACN Day:** Pediatric Stroke
- **CNSR Day:** Imaging of Traumatic Brain Injury
- **CSC Half Day:** Hands on Stroke Skills: Neurointerventional and Neurosonology

**10:45 – 11:45 am**  
**POSTER MODERATED SESSIONS**

**12:00 – 1:30 pm**  
**LUNCH 'N LEARNS**

- The use of novel biomarkers for mild Traumatic Brain Injury to predict outcomes and inform treatment interventions
- Measuring outcomes that matter to patients in Neuromuscular Disease: An individualized approach to transitioning from IVIg to home based therapy with SCLg

**12:00 – 1:30 pm**  
**LUNCH IN THE EXHIBIT HALL**

**1:45 – 4:15**  
**PM SOCIETY DAY**

- **CNS Day:** Movement disorders challenging presentations: Untangling myoclonus and functional movement disorders
- **CNSS Day:** Update on the Use of Technology in Neurosurgery – Advantages, Drawbacks and Lessons Learned
- **CSCN Day:** US Peripheral Nerve Workshop
- **CACN Day:** Pediatric Stroke
- **CNSR Day:** Imaging of Multiple Sclerosis

**4:15 – 5:00 pm**  
**SOCIETY MINI-PLATFORMS**

**5:00 – 6:30 pm**  
• CACN, CNSS, CNSR AGM's

**7:00 – 8:30 pm**  
**DINNER SESSION**  
• Breaking the News in ALS/MND

## FRIDAY JUNE 9

**8:30 am – 12:00 pm**  
**GRAND ROUNDS**

- CNSR
- CNSS
- CSCN
- CACN
- CNS
- Society Prize Winners Present

**12:00 – 12:45 pm**  
**LUNCH IN EXHIBIT HALL**

## CNSF Congress App!

Access the most up-to-date information about the Congress.

Search for **CNSF Congress** in the App Store on your iPhone, iPad, or Android device. Download it for free and start planning your experience.

**Watch for the 2023 Event!**

Mobile App Sponsored by argenx Canada, Inc.







Pr **wakix**<sup>®</sup>  
(pitolisant hydrochloride tablets)

**For your narcolepsy  
patients with excessive  
daytime sleepiness  
or cataplexy,**

**HELP  
THEM  
STAY  
AWAKE**

**TO LEARN MORE  
ABOUT WAKIX<sup>®</sup>, VISIT  
[wakix.ca](http://wakix.ca)**

WAKIX<sup>®</sup> (pitolisant hydrochloride tablets) is indicated for the treatment of excessive daytime sleepiness (EDS) or cataplexy in adult patients with narcolepsy.

**For more information:**

Please consult the Product Monograph at [https://www.paladin-labs.com/our\\_products/Wakix\\_EN.pdf](https://www.paladin-labs.com/our_products/Wakix_EN.pdf) for important information related to contraindications, warnings, precautions, adverse reactions, drug interactions, dosing information, and conditions of clinical use which have not been discussed in this piece. The Product Monograph is also available by calling 1-888-867-7426 or by email at [medinfo@paladin-labs.com](mailto:medinfo@paladin-labs.com).

Reference: 1. WAKIX Product Monograph. Paladin Labs Inc. August 9, 2021.

# CNSF Congress Abstracts

The CNSF Congress continues to be the premier Canadian meeting for the combined neurosciences, attracting Neurologists, Neurosurgeons, Pediatric Neurologists, Neurophysiologists, Neuroradiologists, Neuroscientists, and those in training.

Abstracts submitted to the CNSF Congress are reviewed by the Scientific Program Committee (SPC) and assigned to sessions, based on substantive grounds, to create a strong scientific program.

Don't miss these abstracts presented in the following formats.

## Electronic Poster Stations

Abstracts designated for an e-poster, are created by the authors, and included on multiple, large screen, poster-viewing stations throughout the Congress meeting space. Posters are searchable by author, subject, or by poster number. All posters are loaded on all of the poster viewing stations and available for delegates to view at any time.

## Poster Moderated Sessions

**Tuesday, June 6, 10:45 – 11:45 am**

(<https://cdmcd.co/bydzll>)

**Thursday, June 8, 10:45 – 11:45 am**

(<https://cdmcd.co/6zaayx>)

Want to find out more? Every e-poster is included in one of the poster-moderated sessions. These are separated and grouped by topic of interest. Authors are given a designated time to present their poster, concepts, methods, and research findings to the session attendees. Time is allotted for some questions and brief discussion.

**On-site digital posters** are also available in an online format for all Congress delegates. ([cnsf.org/congress/call-for-science/call-for-abstracts/eposter-gallery](https://cnsf.org/congress/call-for-science/call-for-abstracts/eposter-gallery))

## Society Mini-Platform sessions

**Thursday, June 8, 4:15 – 5:00 pm**

Thursday Mini-Platform sessions are separated by Society specific topics. Attend these brief oral abstract presentations held after the PM Society Day sessions.

## Society Prize Winning abstracts

**Friday, June 9, between 8:30 am and noon**

(<https://cdmcd.co/bydzxl>)

Society Prize Winning abstracts will be presented during the Grand Rounds session on Friday, June 9!

Authors that have been awarded a Society Prize for an "Expanded Abstract" submission, will present a platform presentation during the Grand Rounds session. There will be time allotted for some questions and brief discussion.

## 2023 CNSF Congress Abstract Supplement Canadian Journal of Neurological Sciences (CJNS)

All abstracts included at the CNSF Congress, are published within the CJNS Abstract Supplement.

[cnsf.org/congress/call-for-science/call-for-abstracts/abstract-supplements](https://cnsf.org/congress/call-for-science/call-for-abstracts/abstract-supplements)

**Consult the daily programs and include these presentations in your personal agenda.**

## Stay connected: Download the CNSF Congress App

Access the most up-to-date information about the Congress, including schedules, session highlights, exhibitor info, maps and much more. Log in or create an account to favorite a presentation, access your personal schedule, take notes, or send feedback. Registered attendees have the added benefit of course material and evaluation surveys to claim CME credits.



Search for **CNSF Congress** in the App Store on your iPhone, iPad, or Android device. Download it for **free** and start planning your experience. **Watch for the 2023 CNSF event!**

Mobile App sponsored by argenx Canada, Inc.





## LET'S GO FURTHER. TOGETHER.

**Count on insights and solutions focused on the financial well-being of physicians.**

Nearly half of physicians in Canada already trust MD Financial Management and Scotiabank Healthcare+ to help them achieve financial well-being at any stage of their career.<sup>1</sup> As a physician, your financial journey is unique — and the advice you get should be, too. Whether you've just been accepted to medical school or you're getting ready to retire, we will understand and anticipate your needs every step of the way.

**Learn more about how we help physicians go further.**

[md.ca/gofurther](https://md.ca/gofurther)



**Scotiabank.**  
Healthcare+

\* Registered trademark of The Bank of Nova Scotia. MD Financial Management provides financial products and services, the MD Family of Funds and investment counselling services through the MD Group of Companies and Scotia Wealth Insurance Services Inc. For a detailed list of the MD Group of Companies visit [md.ca](https://md.ca) and visit [scotiawealthmanagement.com](https://scotiawealthmanagement.com) for more information on Scotia Wealth Insurance Services Inc. Banking and credit products and services are offered by The Bank of Nova Scotia "Scotiabank". Credit and lending products are subject to credit approval by Scotiabank. All offers, rates, fees, features, reward programs and benefits and related terms and conditions are subject to change.

<sup>1</sup> Based on Scotiabank and MD Financial Management physician market share as at February 2022.



# 2023 Major Supporters

The relationships between the CNSF and its supporters and exhibitors are all based on honesty, integrity, and transparency.

The CNSF relies on the support it receives from all industry sectors throughout the year in their provision of unrestricted and unconditional grants to the CNSF; at our Congress, through our Journal and in our other CPD activities; especially our highly successful Webinars and prepOSCE Program.

The CNSF's major supporters are listed below, none of whom have had any input into the CNSF's CPD programs, the Congress, or the Journal. Most importantly, our Congress courses, programs and speakers are selected independently by our Scientific Program and Professional Development Committees and ultimately approved by each Society and the CNSF Board.

## Thank you to:

### GOLD

- ▶ **Alexion Pharma Canada**  
for Abbott: for support of a 2023 Congress Lunch 'n Learn, a Congress Exhibit Booth and Neuro|News advertising.
- ▶ **Alexion Pharma Canada**  
for support of a 2023 Congress Lunch 'n Learn, 2 Congress Exhibit Booths, and Neuro|News advertising.
- ▶ **Ainylam Pharmaceuticals Canada**  
for support of a 2023 Congress Lunch 'n Learn, 2 Congress Exhibit Booths and Neuro|News advertising.
- ▶ **Amylyx Pharmaceuticals**  
for support of a 2023 Congress Lunch 'n Learn, 2 Congress Exhibit Booths, Neuro|News advertising, and a Section 3 Webinar planned for later in 2023.
- ▶ **argenx**  
for support of a 2023 Congress Lunch 'n Learn, a Congress Exhibit Booth, the Congress App and Lanyards.
- ▶ **CSL Behring**  
for support of a 2023 Congress Lunch 'n Learn, and a Congress Exhibit Booth.
- ▶ **Integra LifeSciences**  
for support of a 2023 Congress Lunch 'n Learn, 2 Congress Exhibit Booths, and Neuro|News advertising.
- ▶ **Medexus**  
for support of a 2023 Congress Lunch 'n Learn, a Congress Exhibit Booth, and Neuro|News advertising.
- ▶ **Mitsubishi Tanabe Pharma Canada**  
for support of a 2023 Congress Dinner session, a Congress Exhibit Booth, and Neuro|News advertising.

### SILVER

- ▶ **Medtronic of Canada**  
for 3 Congress Exhibit Booths and Neuro|News advertising.
- ▶ **MD Financial Management and Scotiabank Healthcare+**  
for sponsorship of the 2023 Congress Exhibitors' Reception and the Residents' and Faculty Social, a Congress Exhibit Booth, Neuro|News advertising, the purchase of advertising in each issue of the Canadian Journal of Neurological Sciences (CJNS) and Webinar support.
- ▶ **Sobi Canada**  
for support of the 2023 Congress Grand Rounds, a Congress Exhibit Booth, Neuro|News advertising and Congress Key Cards.

### BRONZE

- ▶ **Paladin Labs Inc**  
for a Congress Exhibit Booth and Neuro|News advertising.
- ▶ **Teva Canada Innovation**  
for a Congress Exhibit Booth and Neuro|News advertising.

[cnsf.org/partners](https://cnsf.org/partners)

#### prepOSCE Program:

Our most sought-after Program for Residents is in its 3rd year for 2023. We could not provide this program without our supporters, Biogen, Lilly and Roche.

# Thank you to our 2023 Major Supporters

## GOLD



Mitsubishi Tanabe Pharma Canada

## SILVER



## BRONZE

